

Appendix 1 Community Grants Allocation

Team Sports Awards - June 2024 (Maximum £500)

No	Applicant Name	Sport discipline	Title Of Event/project	Band	Requested	Awarded
1	Michael Davitt GAC	Camogie	Regional Camogie Feile competition, Mullingar	3	£500	£400
					TOTAL	£400

Individual Sports Awards - June 2024 (Maximum £250)

No	Applicant Name	Sport discipline	Title Of Event/project	Band	Requested	Awarded
1	Jacqueline O'Neill	Darts	Europe Cup Slovakia	1	£250	£250
2	Bradley Rodgers	Taekwon-Do	Open ITF Taekwon-Do World Championship	2	£250	£225
3	Valerie Cappell	Indoor Hockey	Masters Indoor Hockey World Cup event in Nottingham	2	£250	£225
4	Oliver Briggs	Gymnastics	Inter-Regional Challenge Cup Final 2024, Birmingham.	3	£250	£200
5	Benjamin Briggs	Gymnastics	Inter-Regional Challenge Cup Final 2024, Birmingham	3	£250	£200
6	Thomas Briggs	Gymnastics	Scalabis Cup, Portugal	3	£250	£200
7	Hannah Briggs	Gymnastics	Scalabis Cup, Portugal	3	£250	£200
8	Flynn Hasson	Golf	US KIDS European Championship	3	£250	£200
9	Evie Duncan	Hockey	4 Nations tournament to Belgium		Ineligible as application made after event	
10	Katie Clarke	Equestrian	Pony Club UK - Dodson and Horrell National Quiz Final		Ineligible as not a sporting event	
					TOTAL	£1700

Score	Band	Team	Individual
91 - 100	1	£500	£250
81 - 90	2	£450	£225
71 - 80	3	£400	£200
61 - 70	4	£350	£175



Policing & Community
Safety Partnership

making Mid Ulster safer

Action Plan 2024-25

CONTENTS

Introduction 2

Mid Ulster Area Profile 10

Statistics..... 11

Community Audit 24

Community Survey 24

Youth Survey..... 40

Agewell Survey..... 50

PCSP Strategic Plan 2022-25..... 53

Turning the Curve 56

Action Plan 60

Acronyms.....

Introduction

Background

Mid Ulster Policing and Community Safety Partnership (PCSP) is a statutory body established under the Justice Act Northern Ireland 2011.

The aim of the PCSP is to help make the Mid Ulster community safer by focusing on the policing and community safety issues that matter most. The Partnership is funded by the Department of Justice (DoJ) and the Northern Ireland Policing Board (NIPB) through the Joint Committee.

To help make our community safer Mid Ulster PCSP will:

- Consult and engage with the local community on the issues of concern in relation to policing and community safety. The Policing Committee has a responsibility to provide views to the relevant district commander and the Policing Board on policing matters.
- Identify and prioritise the particular issues of concern and prepare plans for how these can be tackled.
- Monitor – a Policing Committee comprising the political and independent members will monitor the performance of the police and work to gain the co-operation of the public with the police in preventing crime.
- Deliver a reduction in crime and enhance community safety in their district, directly through their own actions, through the work of their delivery groups or through support for the work of others.

The PCSP consists of Councillors, Independent Members, bodies designated by the NI Assembly, and locally designated bodies. The PCSP will consult, develop and agree local action plans that will be delivered through partnership working and based on local needs.

The Policing Committee is formed from the Councillors and Independent members sitting on the PCSP. The purpose of the Policing Committee is to provide views on policing in their area, monitoring the performance of the Police against the local Policing Plan and ensure the Police deliver against local

priorities and take forward work to gain the co-operation of the public with the police in preventing crime and enhancing community safety within the district. This will complement the work of the wider PCSP that will take forward initiatives to improve community safety in the local area.

Strategic Plan

Mid Ulster PCSP was requested by the Joint Committee (Department of Justice and NI Policing Board) to develop a strategic assessment and action plan for 2022-25.

The Joint Committee has agreed three Strategic Priorities for PCSPs.

Strategic Priority 1 – To ensure effective delivery in response to local need, and improve the visibility and recognition of the work of the PCSP through effective consultation, communication and engagement

through:

- *carrying out meaningful engagement in the district with the local community, relevant statutory partners / agencies, businesses and the community & voluntary sector in the development and implementation of PCSP Action Plans;*
- *ensuring ongoing two-way engagement in the district with the local community, relevant statutory partners / agencies, businesses and the community & voluntary sector to provide a problem-solving forum to identify effective solutions to local issues, ensuring sufficient flexibility to address issues as they emerge, and seeking relevant expertise from the designated organisations as appropriate;*
- *using a range of platforms, including multi-media, to communicate and promote the work of the PCSP; and*
- *increasing awareness of the work of the PCSP.*

Strategic Priority 2 - To improve community safety by prioritising and addressing local community safety issues, tackling crime and anti-social behaviour

through

- utilising the partnership created by the statutory, elected and independent/ community membership of the PCSP to initiate and lead work to improve community safety and tackle ASB locally;
- working in partnership to develop outcome and locality focused interventions to address the most pressing crime types and behaviours impacting local community safety, as evidenced by local need, with appropriate targets and indicators so that impacts can be measured;
- drawing on best practice, promote early intervention and collaborating effectively to improve PCSP-supported projects and programmes that address the underlying causes of ASB, crime and the fear of crime in the community, including, where appropriate, a focus on changing behaviours;
- enhancing safety and feelings of safety, in particular for those who might be more vulnerable;
- engaging with partners in the district, to horizon scan in order to respond to and re-direct resources to respond to emerging local community safety issues;
- having cognisance of the Community Safety Framework in developing local plans, and providing a feedback loop to the Community Safety Board on local issues in order to inform community safety policy development – and vice versa; and
- providing comprehensive community input into decision making processes about tackling actual and perceived anti-social behaviour and giving feedback to the community on the effectiveness of interventions on meeting outcomes.

Strategic Priority 3 – To support confidence in policing, including through collaborative problem solving with communities

through

- ensuring local accountability through the Policing Committee’s role in monitoring police performance;
- identifying priorities from the PCSP Plan for consideration in the development of the local Policing Plan which are consistent with the Northern Ireland Policing Plan;
- providing views to the District Commander through the Policing Committee and supporting the PSNI to engage with the community to identify and address local problems;
- delivering initiatives that link to identified local problems that impact confidence in policing;
- carrying out meaningful local events aimed at increasing PSNI engagement with local communities to build and strengthen public confidence in policing;
- delivering PCSP initiatives in the hardest to reach communities;
- providing a platform for the PCSP and PSNI to engage with young people, including on the themes of upholding the rule of law, and of ways of increasing confidence in policing; and
- building community confidence in the rule of law by helping mitigate the harm caused to people and communities by paramilitarism, criminality and organised crime consistent with wider Programme for Government objectives and through use of co-design principles, where appropriate.

1.1 The Strategic Priorities may however be reviewed at any time by Joint Committee to ensure that they are fit for purpose in relation to the effectiveness of PCSPs.

1.2 In addressing the three Strategic Priorities, PCSPs are required to take account of a number of developments, including:

(a) The Community Safety Framework

The purpose of the Community Safety Framework is to ensure effective connectivity between the community safety work of the responsible agencies and provide an operational roadmap on how to collectively deliver the safer community objectives set out in the PfG and Community Plans, whilst providing the mechanism to respond proactively and reactively to operational need.

The Framework can be viewed at:

<https://www.justice-ni.gov.uk/community-safety-framework>

(b) The Northern Ireland Policing Plan 2020-2025 and Annual Performance Plan 2020/2021

The Northern Ireland Policing Plan 2020-2025 and the Annual Performance Plan 2020/2021 were developed using the principles of Outcomes Based Accountability (OBA). They outline Outcomes, Indicators and Measures which clearly demonstrate improvement in police performance, in line with the draft Programme for Government (PfG).

The Policing Plan contains three outcomes for policing over the next five years:

- We have a safe community;
- We have confidence in policing; and
- We have engaged and supportive communities.

These outcomes are underpinned by 9 indicators, which will quantify the achievement of the outcome, and 11 measures which will be used to evaluate how well PSNI are performing in 2020/21. The indicators and measures are outlined in detail in the Annual Performance Plan for 2020/21.

The Northern Ireland Policing Plan and current Annual Performance Plan can be viewed at:

https://www.nipolicingboard.org.uk/sites/nipb/files/publications/policing-plan-2020-25-and-annual-performance-plan202122_0.pdf

(c) Criminal Justice Inspection NI report “[Working together for Safer Communities: A review of Policing and Community Safety Partnerships in Northern Ireland](#)”.

In August 2019 the Criminal Justice Inspection Northern Ireland (CJINI) published its findings¹ for its most recent PCSP inspection.

The positive contribution made by Police and Community Safety Partnerships (PCSPs) to improving community safety and engagement with the police, has been highlighted in a new report.

However, the Deputy Chief Inspector said PCSPs had the capacity to develop further and CJI has made seven recommendations to enhance their profile, governance and operational arrangements.

(d) Public Satisfaction with PCSPs

The Northern Ireland Omnibus Survey was cancelled indefinitely from 2018. To gauge public satisfaction with PCSPs, consider conducting local PCSP Community Surveys or refer to the Northern Ireland Life and Times Survey at www.ark.ac.uk/nilt/

¹ <http://www.cjini.org/getattachment/010eb06d-a1b7-46b9-85cd-50af58cb6f98/Policing-and-Community-Safety-Partnerships.aspx>

The Northern Ireland Safe Community Survey (NISCS), previously known as the Northern Ireland Crime Survey, may also be used. This is a representative, continuous, personal interview survey of the experiences and perceptions of crime of approximately 4,000 adults living in private households throughout Northern Ireland.

All the published findings for Perceptions of Crime can be accessed at: [Perceptions of Crime Publications | Department of Justice \(justice-ni.gov.uk\)](#)

The **Northern Ireland Safe Community Survey** can be accessed from: <http://nics.intranet.nigov.net/nics/news/experience-crime-findings-201920-northern-ireland-safe-community-survey>

(e) Together: Building a United Community

The Northern Ireland Executive's Good Relations Strategy, Together: Building a United Community (T:BUC), which was launched by the First Minister and Deputy First Minister in May 2013, has four key priorities:

- Our Children and Young People;
- Our Shared Community;
- Our Safe Community; and
- Our Cultural Expression.

<https://www.executiveoffice-ni.gov.uk/topics/good-relations-and-social-change/together-building-united-community-tbuc>

(f) Tackling Paramilitary Activity, Criminality, and Organised Crime Programme

The Executive is currently implementing Phase two of the Tackling Paramilitary Activity, Criminality, and Organised Crime Programme. The

Programme is aiming to build safer communities resilient to paramilitarism, criminality, and coercive control. This includes work to keep people safe from the harm caused by paramilitary groups and work to build resilience among individuals and communities.

Information about the Phase 2 can be accessed from:

<https://www.justice-ni.gov.uk/articles/executive-programme-tackling-paramilitary-activity-and-organised-crime> and [View the Action Plan and interim review for phase one of the Programme](#)

(g) Community Planning

The Criminal Justice Inspection NI report “PCSPs, A review of governance, delivery and outcomes” recommended that the Community Plan should be the focal point for delivery of the long-term aims of the PCSP and that the action plans of the PCSPs should feed into the Community Plan.

As part of the community planning process, each council area has provided an assurance that PCSPs will be considered as the key delivery mechanism for community safety actions within community plans. Accordingly, actions within the PCSP action plans should align with community safety actions within the community plan.

Mid Ulster Area Profile

Mid Ulster District has seven District Electoral Areas (DEAs), which are subdivisions of the district used for local elections. The DEAs are: Carrtogher, Clogher Valley, Cookstown, Dungannon, Magherafelt, Moyola and Torrent

Population

The estimated population of Mid Ulster Local Government District at the Census 2021 was 150,293, of which 50% were male and 50% were female. This was made up of:

0-14	22%
15-39	32%
40-64	31%
65+	15%

The population of Mid Ulster LGD is projected to increase to 159,208 by mid 2030.

Economic Activity

In 2021 Census, 61% were in employment, and 2% were unemployed. 37% were economically inactive (people who are neither in employment nor unemployed). This group includes, for example, all those who were looking after a home or retired, long-term sick or disabled.

Qualification Level

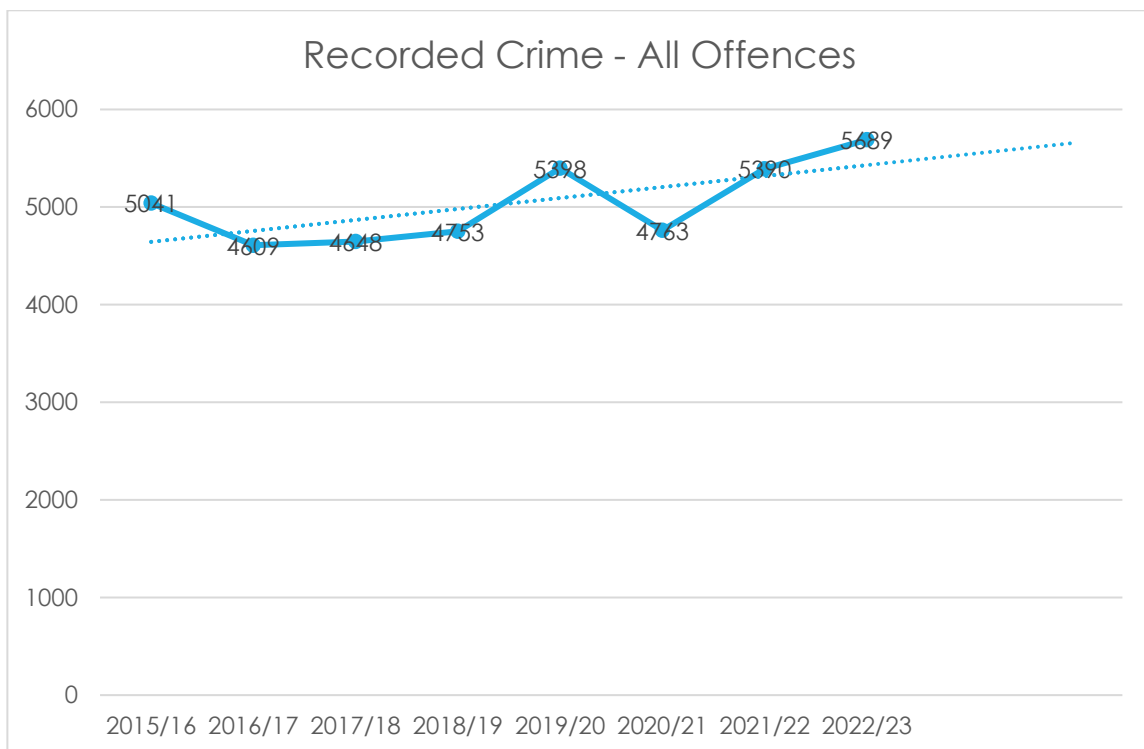
In the Census 2021 29% were qualified to Degree level or above whilst 27% had 'no qualifications'

Statistics

Official PSNI recorded statistics were obtained from NISRA. These statistics are presented in graphs. Each graph has a line that outlines the overall trend and future trend forecast for each crime type/incident.

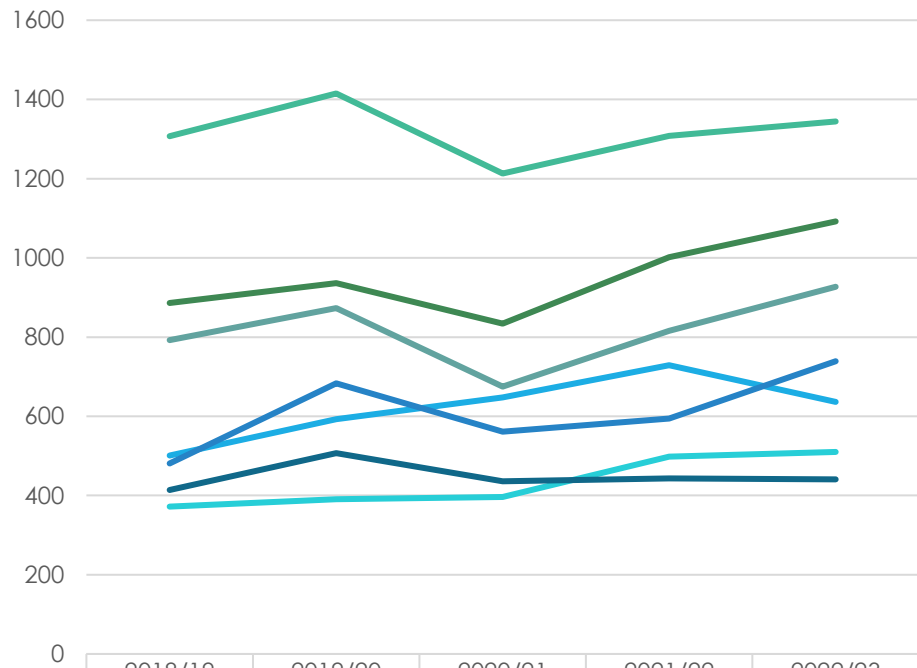
Recorded Crime

The figures for overall recorded crime have increased slightly since 2015/15 In 2019/20 the figure increased but subsequently fell in 2020/21 and then increased again in 2021/22 and 2022/23. This has pushed up the trend forecast.



The DEAs (District Electoral Areas) with the highest rate of Recorded Crime are Dungannon, Cookstown and Magherafelt respectively. These can be viewed on the chart overleaf.

Recorded Crime - All Offences (by DEA)

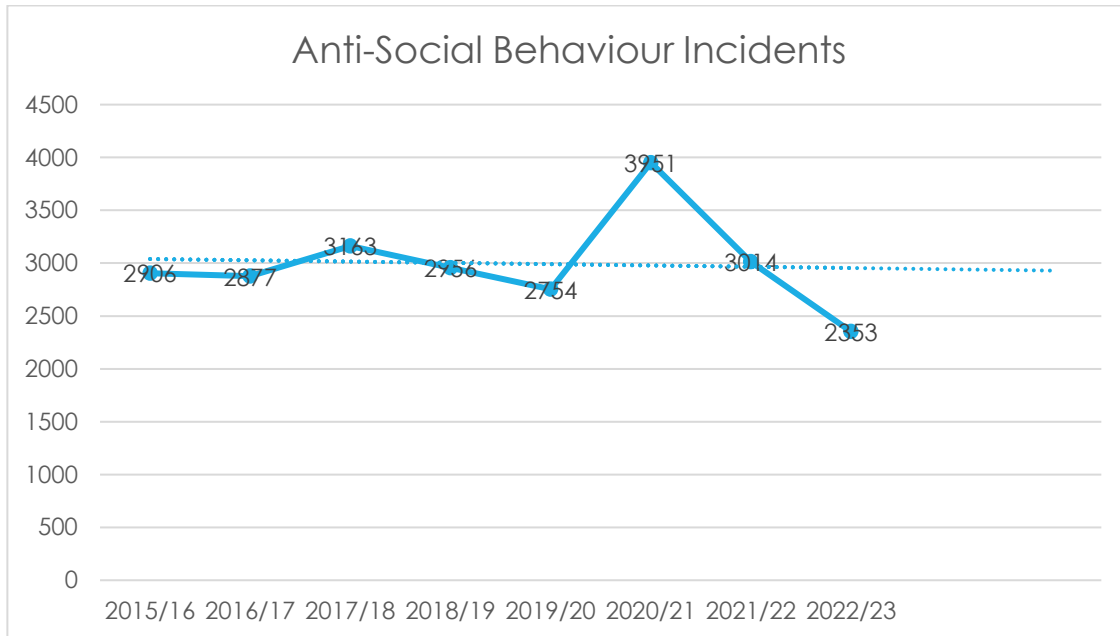


	2018/19	2019/20	2020/21	2021/22	2022/23
Torrent	501	593	648	729	636
Clogher Valley	481	683	561	594	739
Moyola	372	391	396	498	510
Dungannon	1,307	1,415	1,213	1,308	1,344
Cookstown	886	936	834	1,002	1,092
Magherafelt	792	873	675	816	927
Carrtoghher	414	507	436	443	441

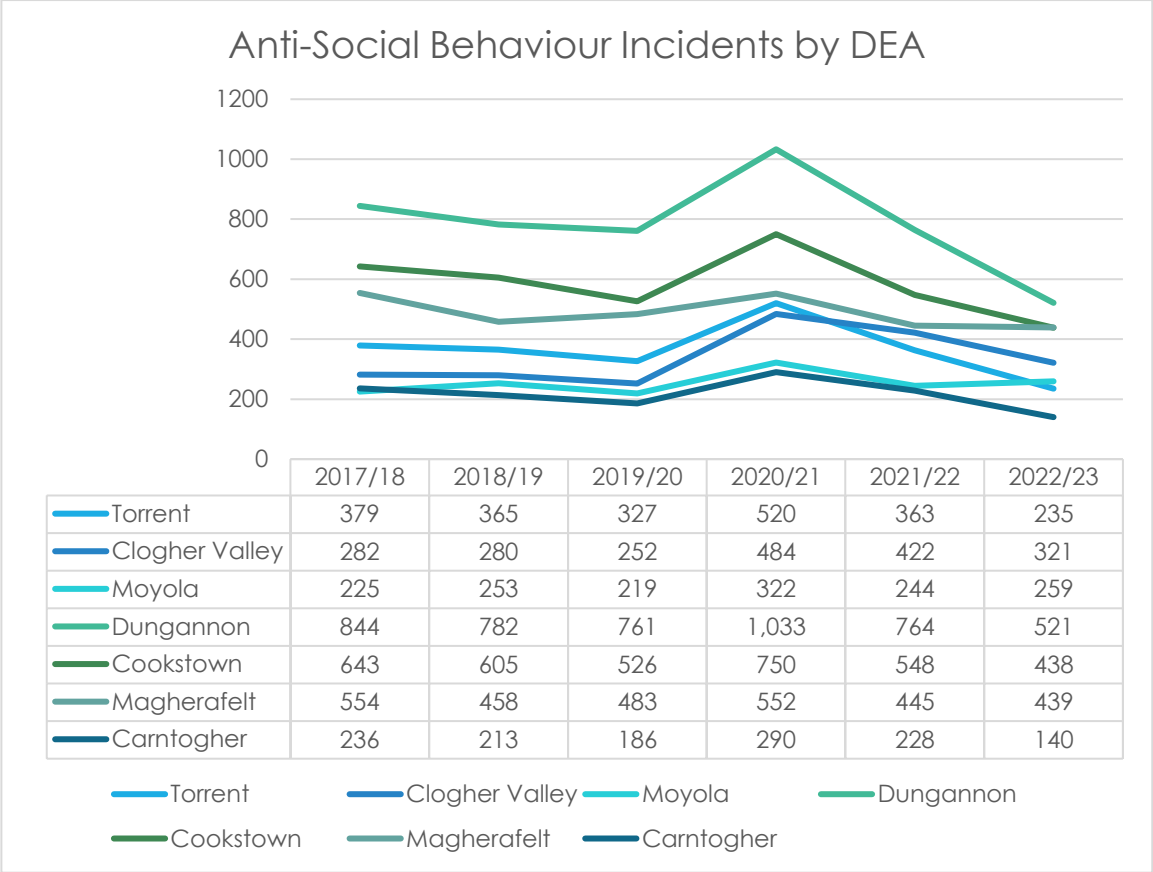
— Torrent
 — Clogher Valley
 — Moyola
 — Dungannon
— Cookstown
 — Magherafelt
 — Carrtoghher

Anti-social Behaviour (ASB) Statistics

Since 2018/19 the incidents of ASB have overall reduced across the Mid Ulster district. The figures spiked in 2020/21, this was due to the inclusion of Covid offences. For 2021/22 and 2022/23 the figures are reduced and the trend line demonstrates a downward trend for ASB.

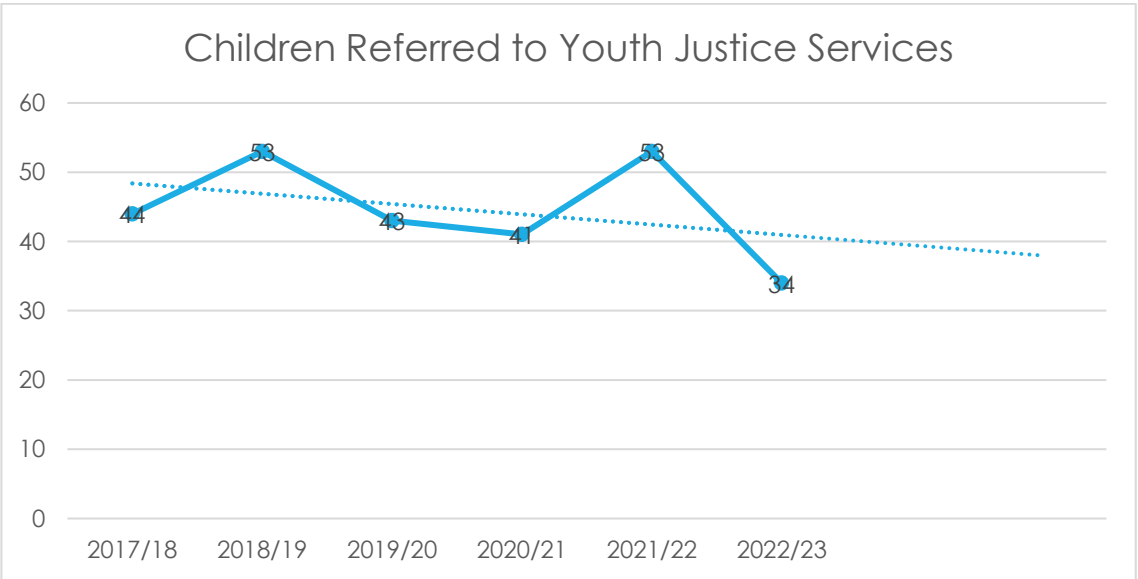


The three DEAs with the largest recorded incidents of ASB are Dungannon, Cookstown, and Magherafelt. The chart with ASB incidents in DEAs can be viewed overleaf. The recorded incidents for each of these DEAs have all dropped significantly since 2020/21



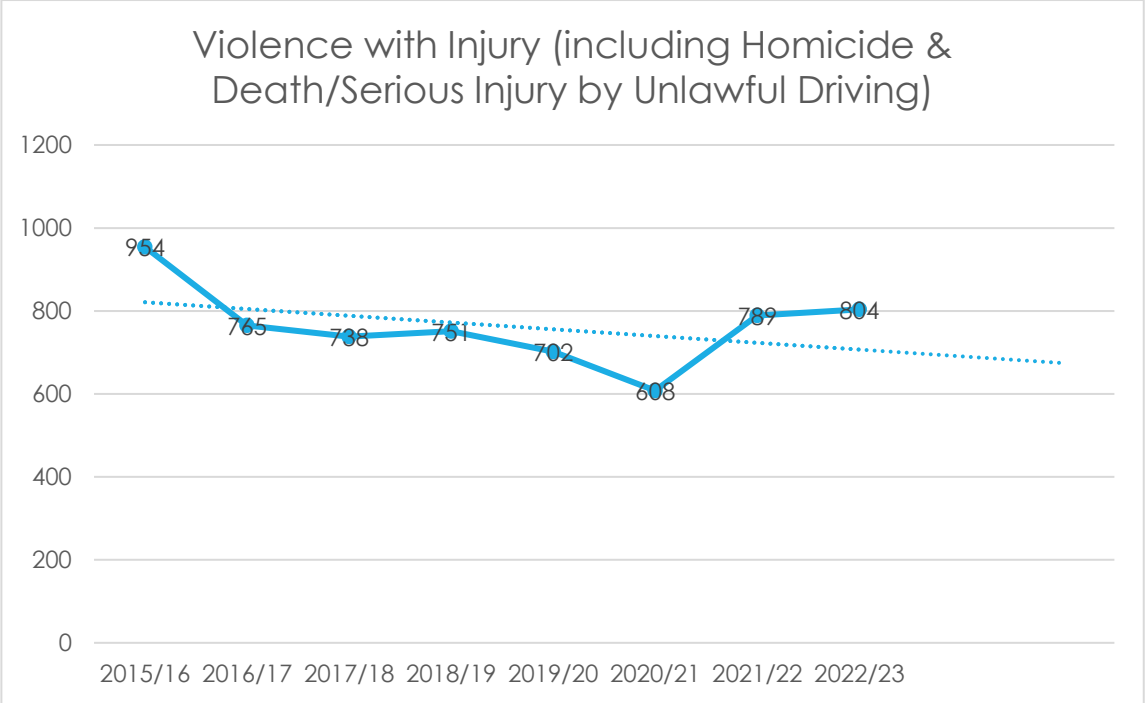
Youth Justice Agency

The statistics for the numbers of young people referred to the Youth Justice Services shows a steady level since 2017/81. The trend forecast is that figures will decline slightly.

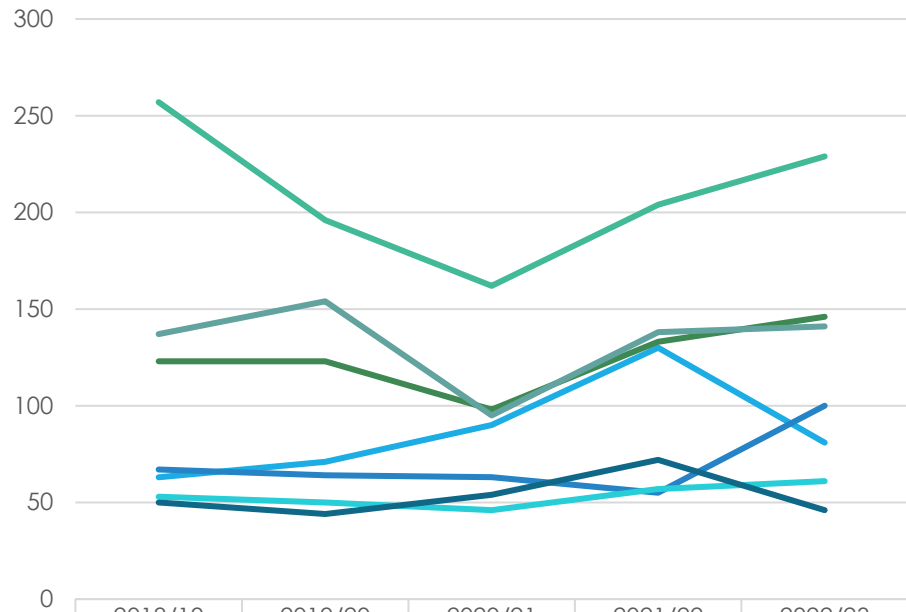


Violence with Injury

Overall, Violence with injury (including homicide) has increased in the district in the last two years. The trend forecast highlights that figures will overall decrease.



Violence with Injury (including Homicide & Death/Serious Injury by Unlawful Driving)

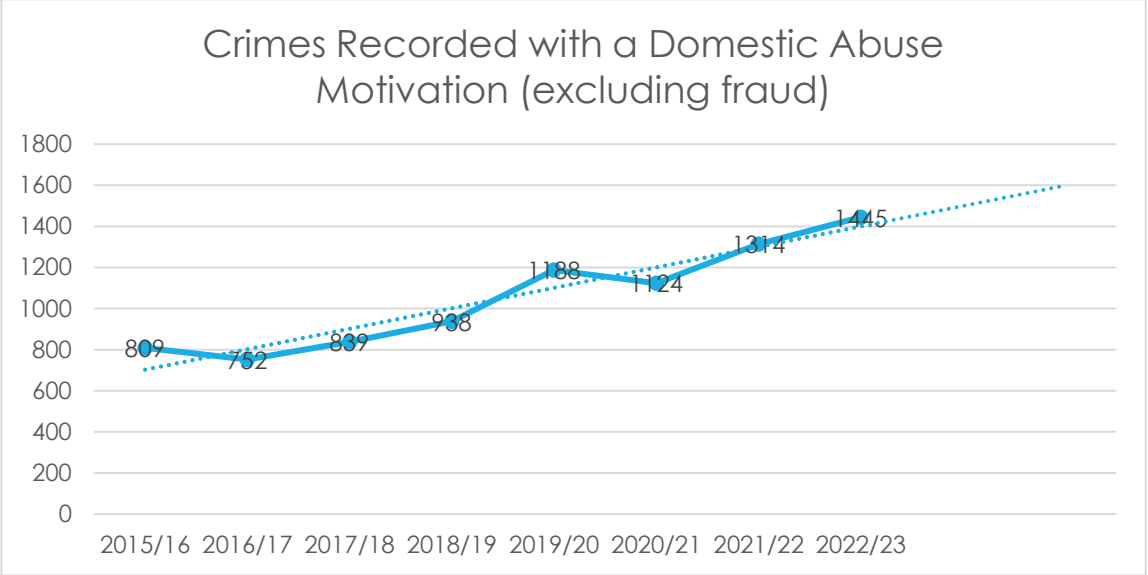


	2018/19	2019/20	2020/21	2021/22	2022/23
Torrent	63	71	90	130	81
Clogher Valley	67	64	63	55	100
Moyola	53	50	46	57	61
Dungannon	257	196	162	204	229
Cookstown	123	123	98	133	146
Magherafelt	137	154	95	138	141
Carrtoghher	50	44	54	72	46

— Torrent — Clogher Valley — Moyola — Dungannon
— Cookstown — Magherafelt — Carrtoghher

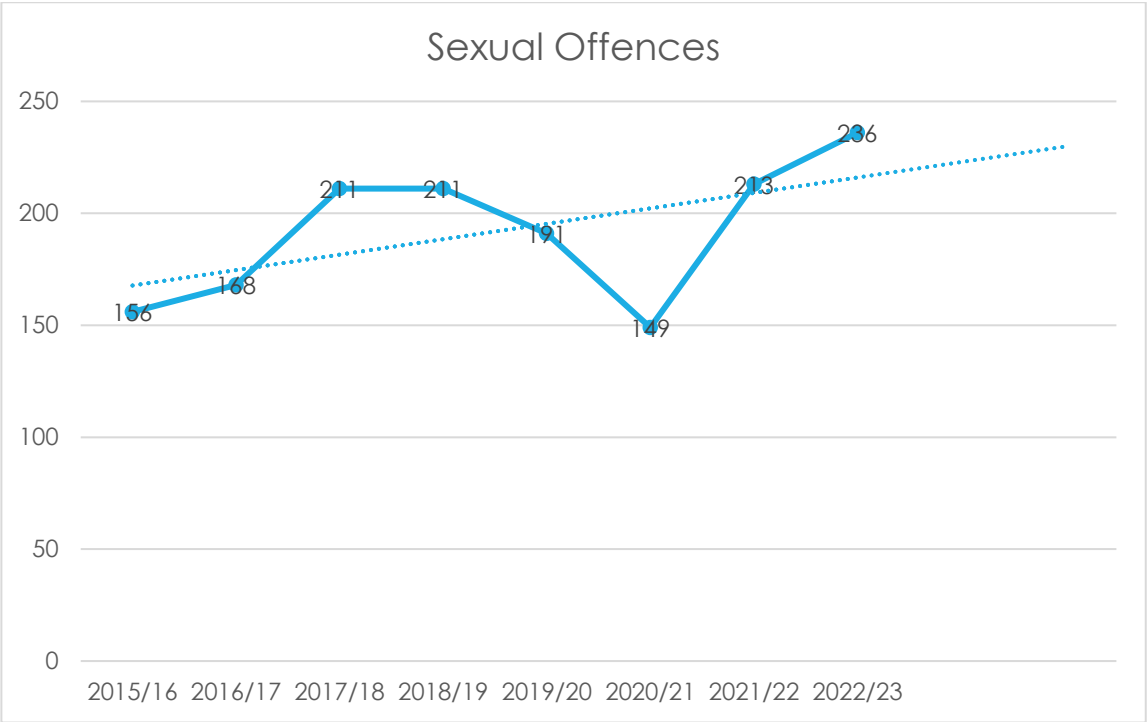
Domestic Abuse

Since 2015/16 reported crimes with a Domestic Abuse motivation (excluding fraud) have increased in the district. The trend forecast is that figures will continue to increase.



Sexual Offences

The trend for Sexual Offences is slightly increasing as offences have increased in 2021/22 and 2022/23. The trendline highlights that will continue to increase



Stalking and Harassment

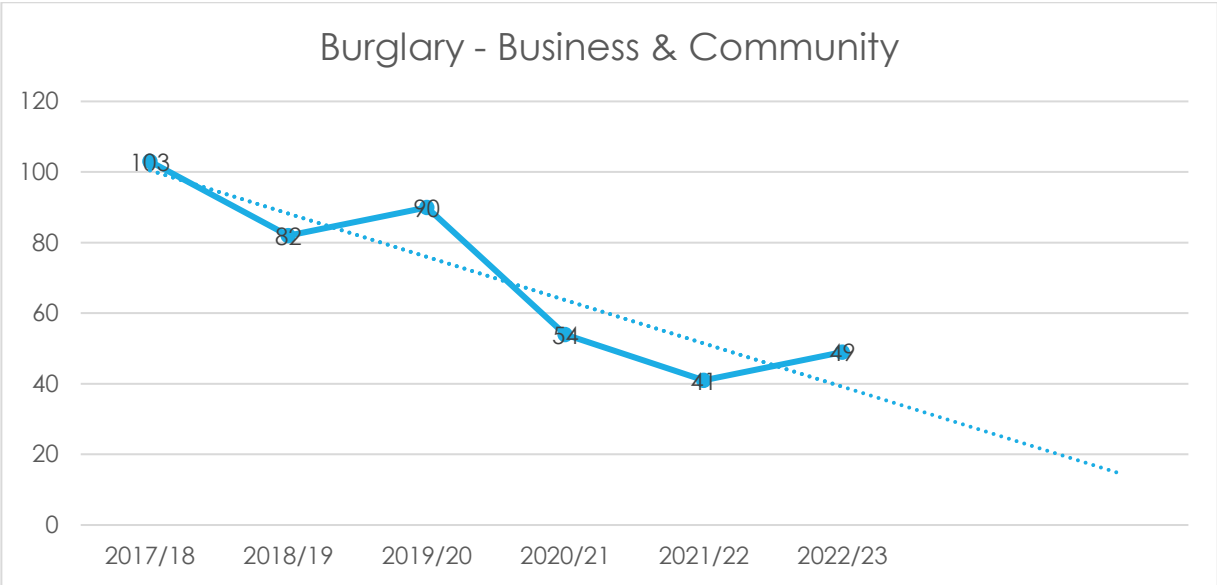
The figures demonstrate an increase in reported incidents of stalking and harassment in the district.

The Protection from Stalking Act (NI) 2022 became law on the 26th April 2022. It creates a new specific offence of stalking, capturing conduct and acts associated with stalking behaviour, and will be better focused on recognising the fixated, obsessive, unwanted and repeated nature of stalking behaviours and the particular risks associated with stalking.



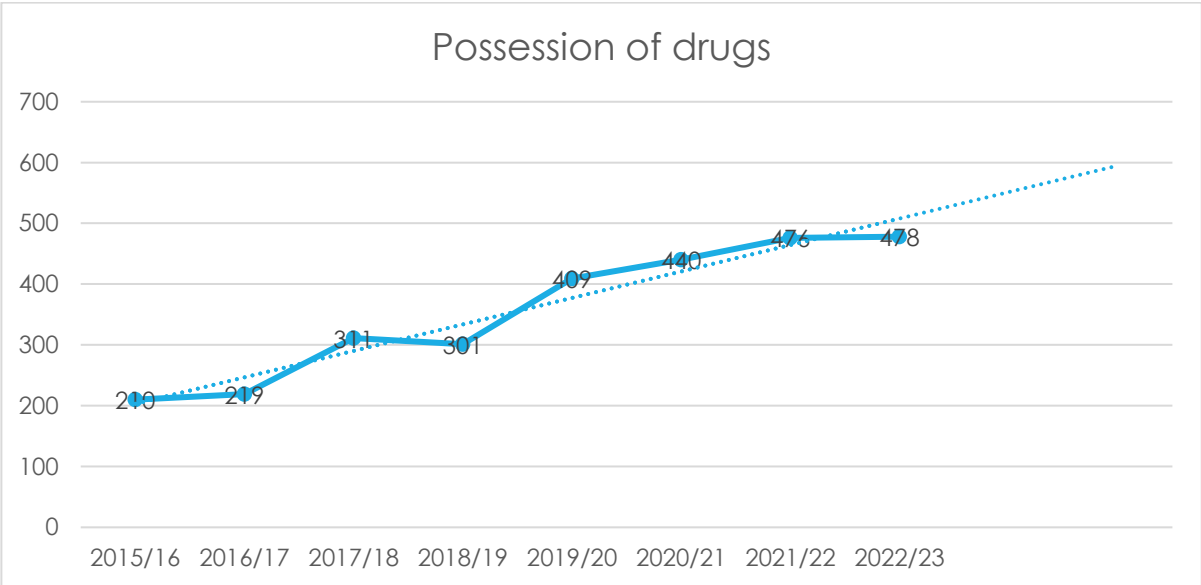
Domestic Burglary

Overall, Burglary for Business & Community has decreased in the district. The trend forecast is downward. Please note that the method of recording Burglaries changed in 2017/18.

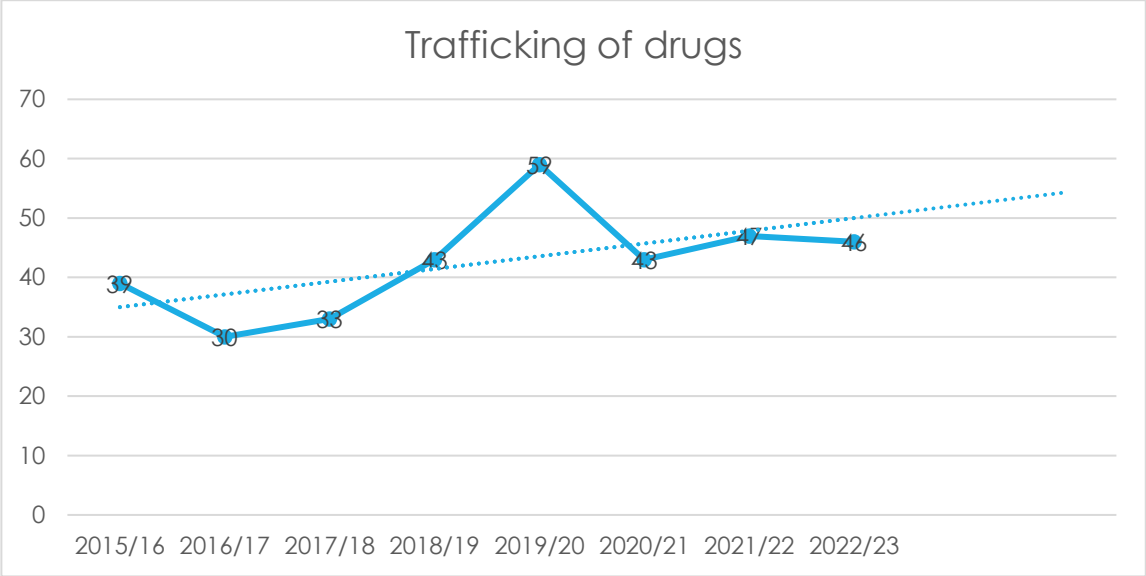


Possession of Drugs

Possession of Drugs has increased from 2015/16. The trend forecast is that figures will continue to increase.

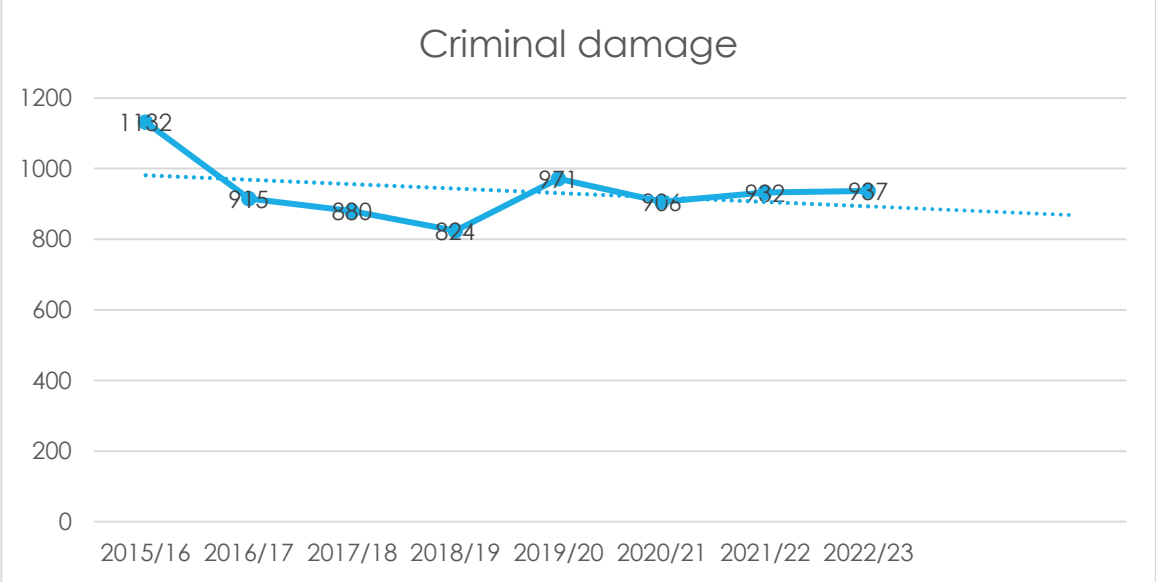


Trafficking of drugs has increased slightly in the Mid Ulster area since 2015/16. The trend forecast is upwards.



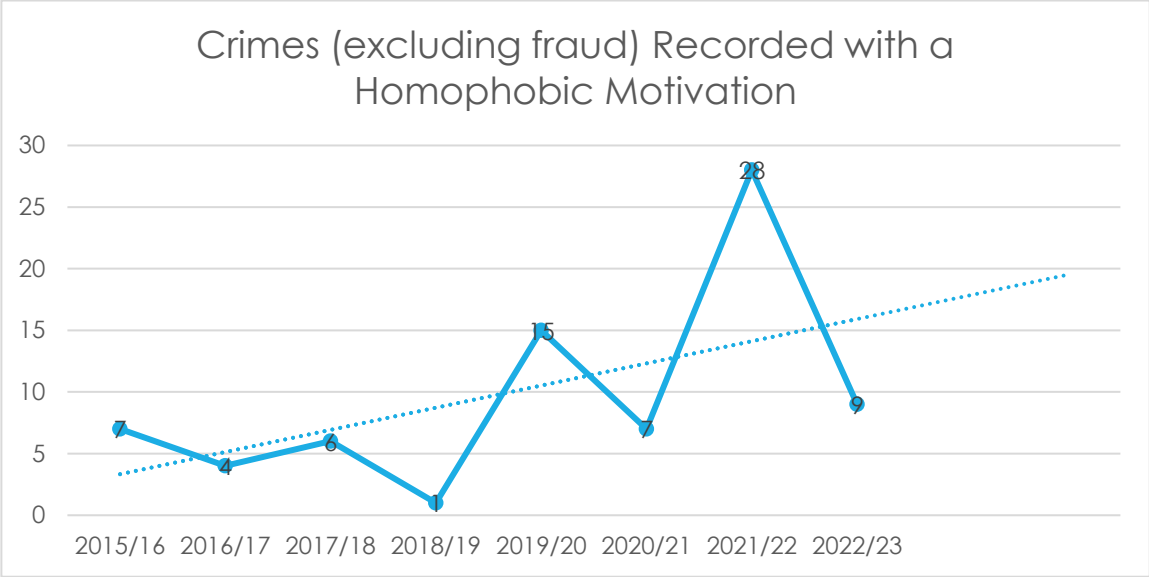
Criminal Damage

Criminal Damage has reduced since 2015/16 across the Mid Ulster area. The trend forecast is that figures will continue to reduce.

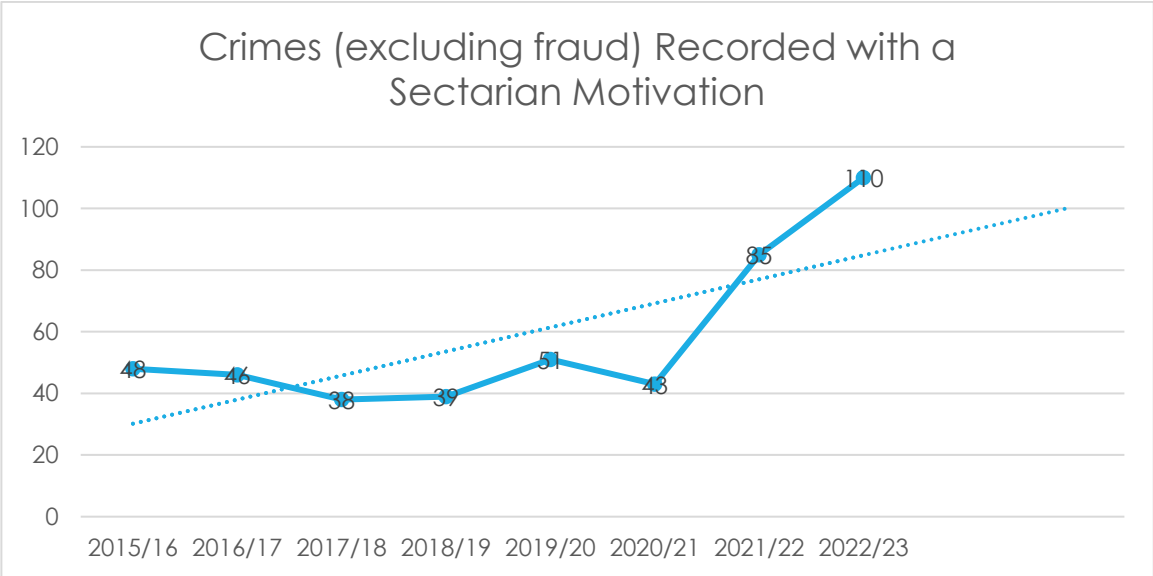


Hate Crime

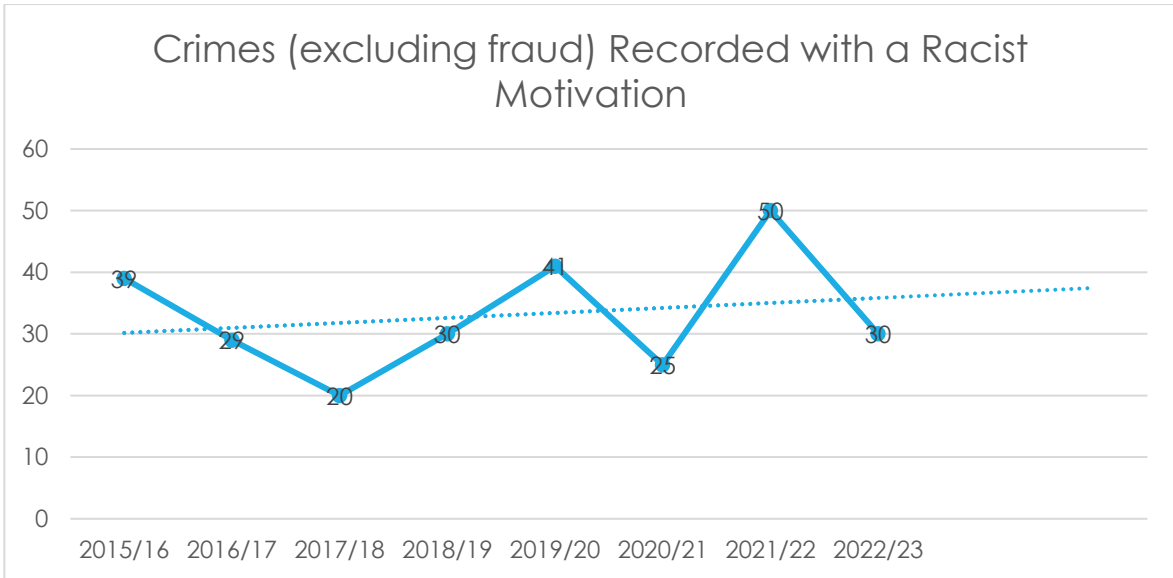
Recorded Hate Crime with Homophobic motivation has increased in 2021/22. The trend forecast is up.



Recorded Hate Crime with a Sectarian motivation has increased in 2021/22. The trend forecast has increased slightly.

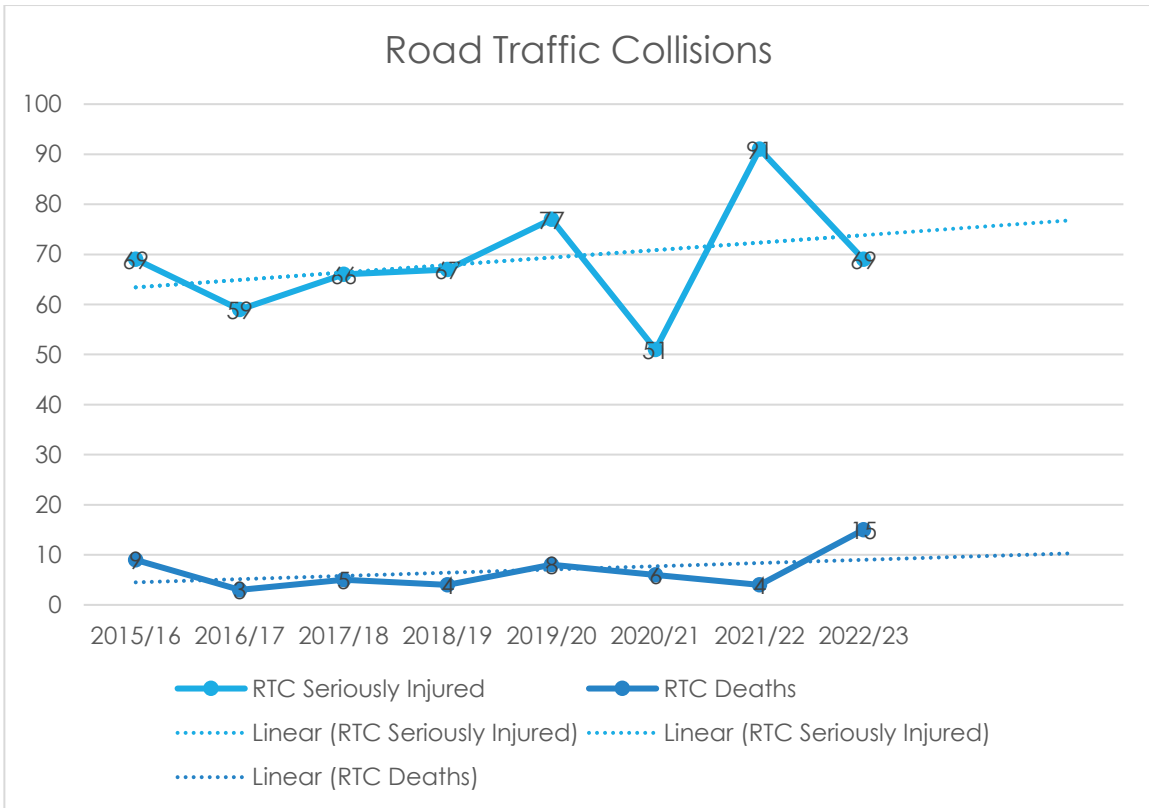


Recorded Hate Crime with a Racist motivation has varied from 2015/16. The current trend forecast is flat, overleaf.



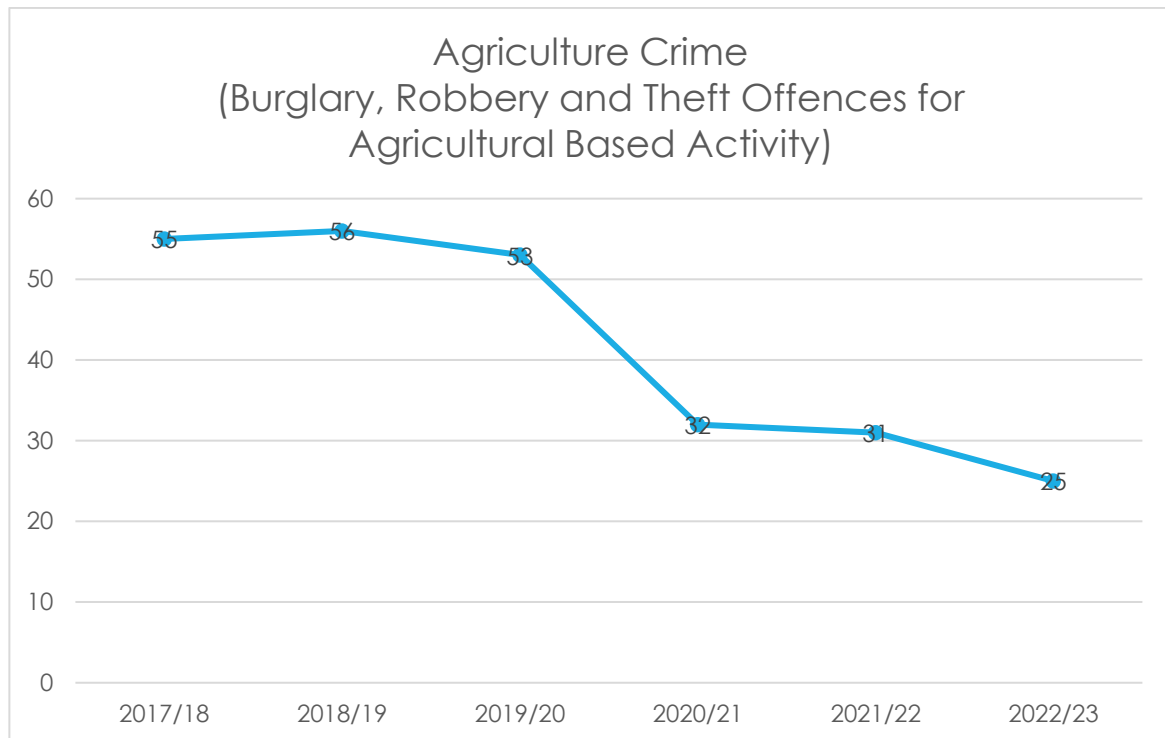
Road Traffic Collisions

Road traffic collisions has increased slightly in previous years, with a slightly upward trend line.



Agriculture Crime

Agriculture crime has decreased significantly in the past three years in the district.



Community Audit

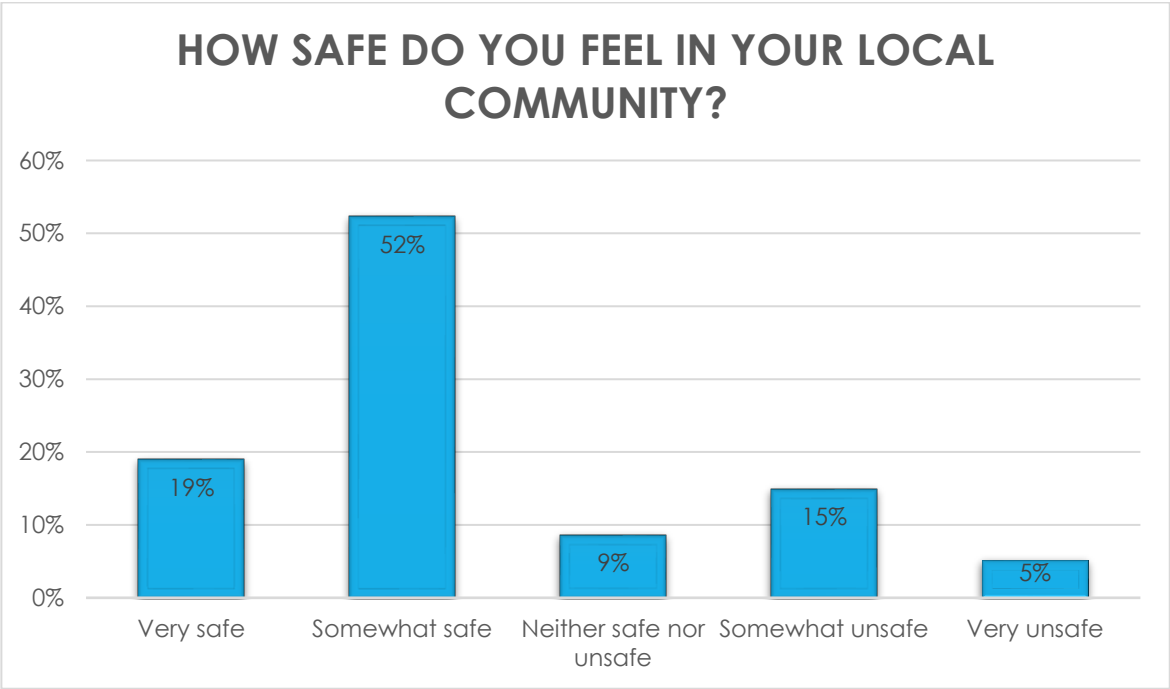
To assist PCSP members three specific community consultation surveys were undertaken in November and December 2021; a general community survey, youth survey, and an older persons survey.

Community Survey

This survey was promoted through social media utilising all PCSP members accounts and also the text alert system. 176 people responded to this survey.

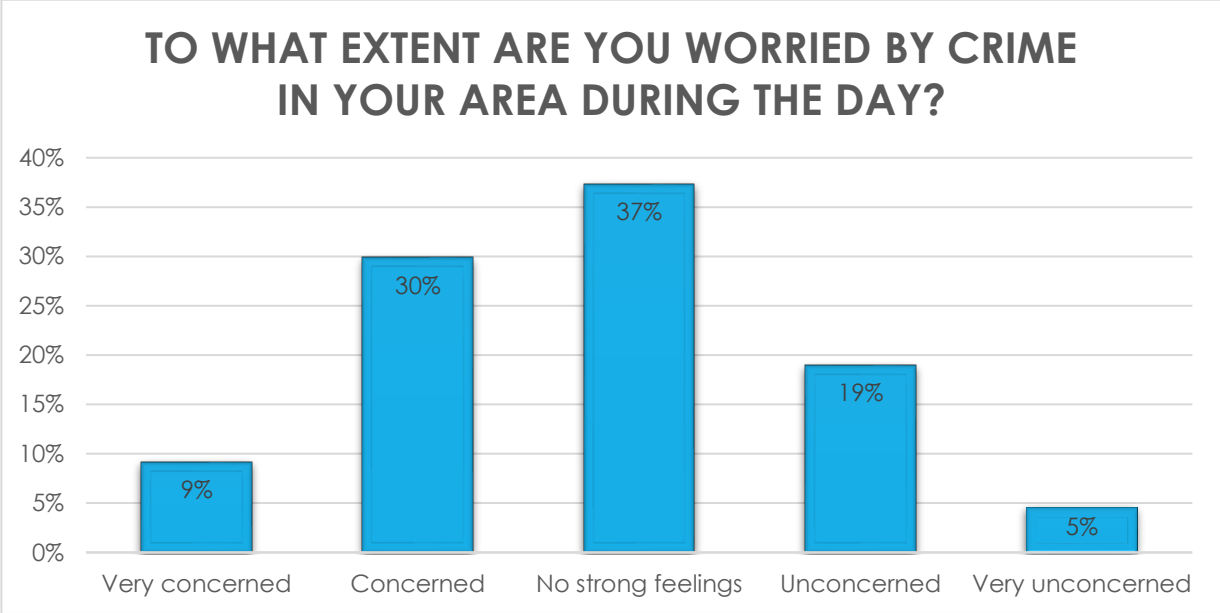
Safety

71% stated that they feel safe or very safe in their community. 20% stated that they felt unsafe or very unsafe

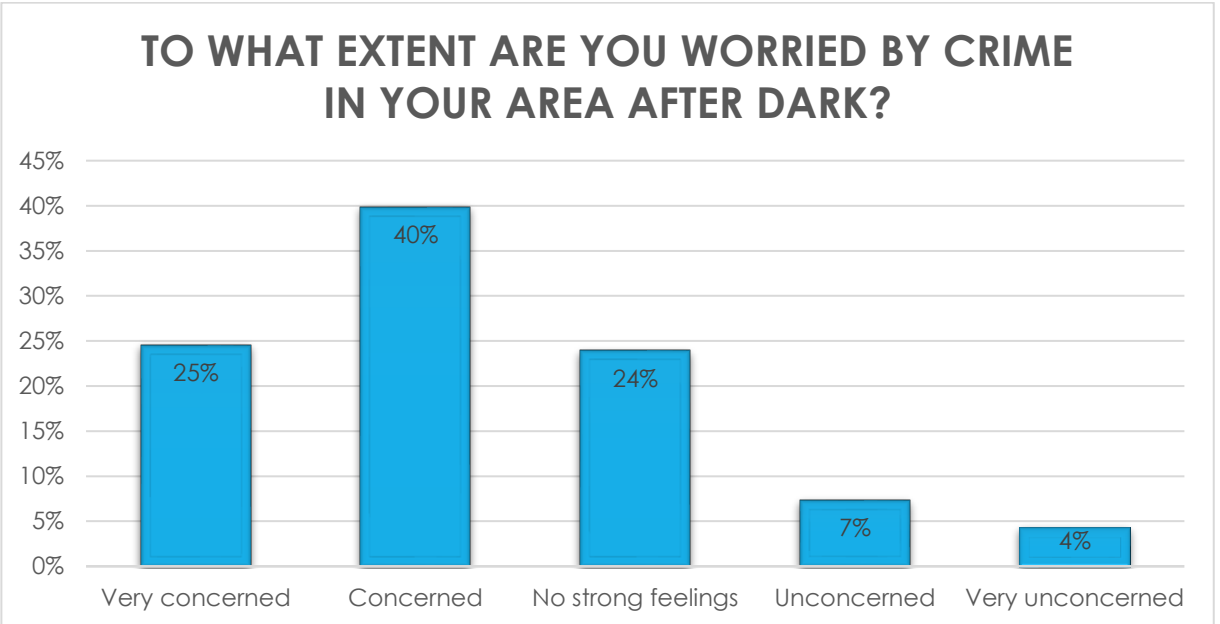


Fear of Crime

39% of respondents stated that they concerned or very concerned by crime in their area during the day



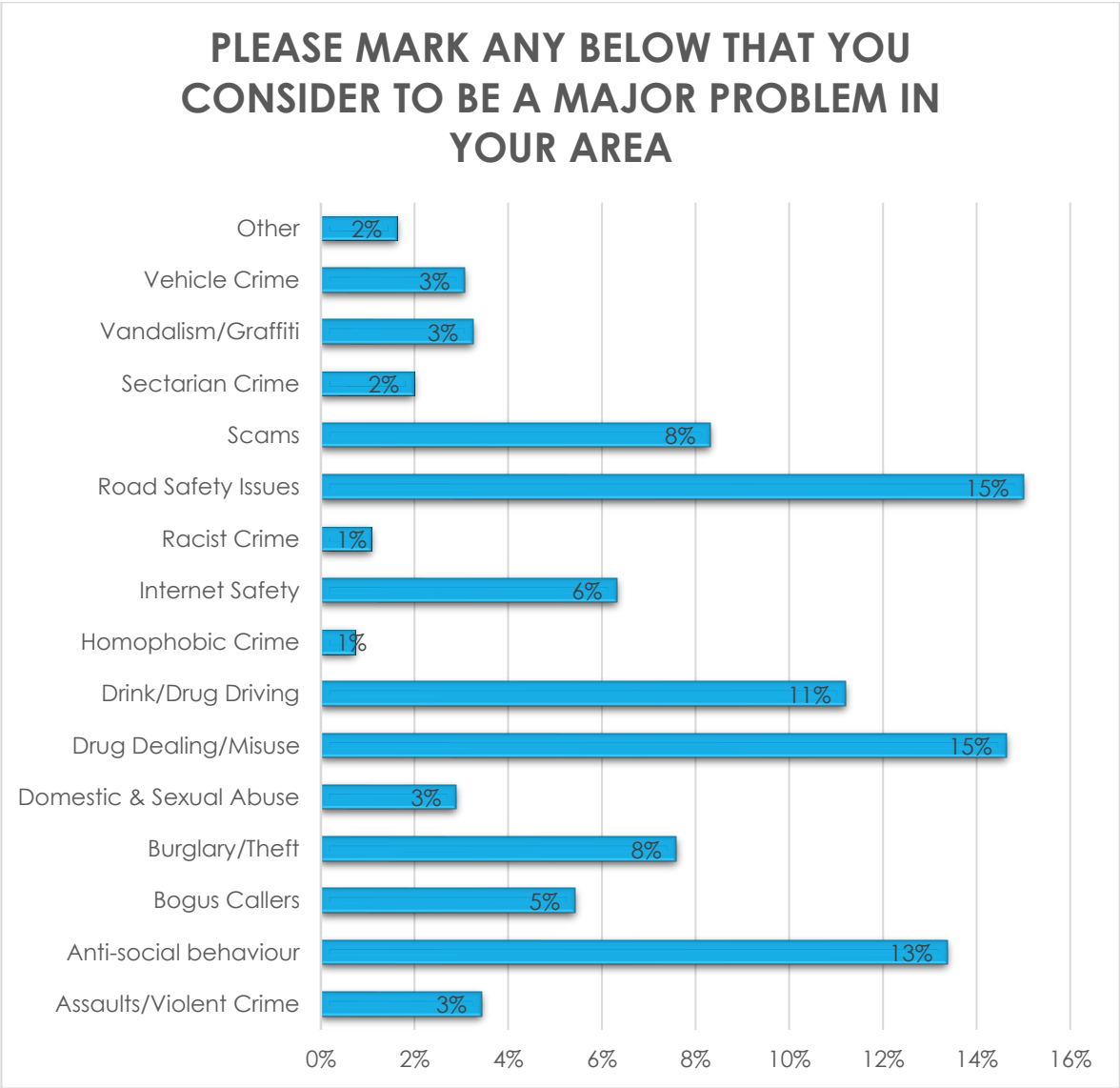
65% of respondents stated that they concerned or very concerned by crime in their area at night.



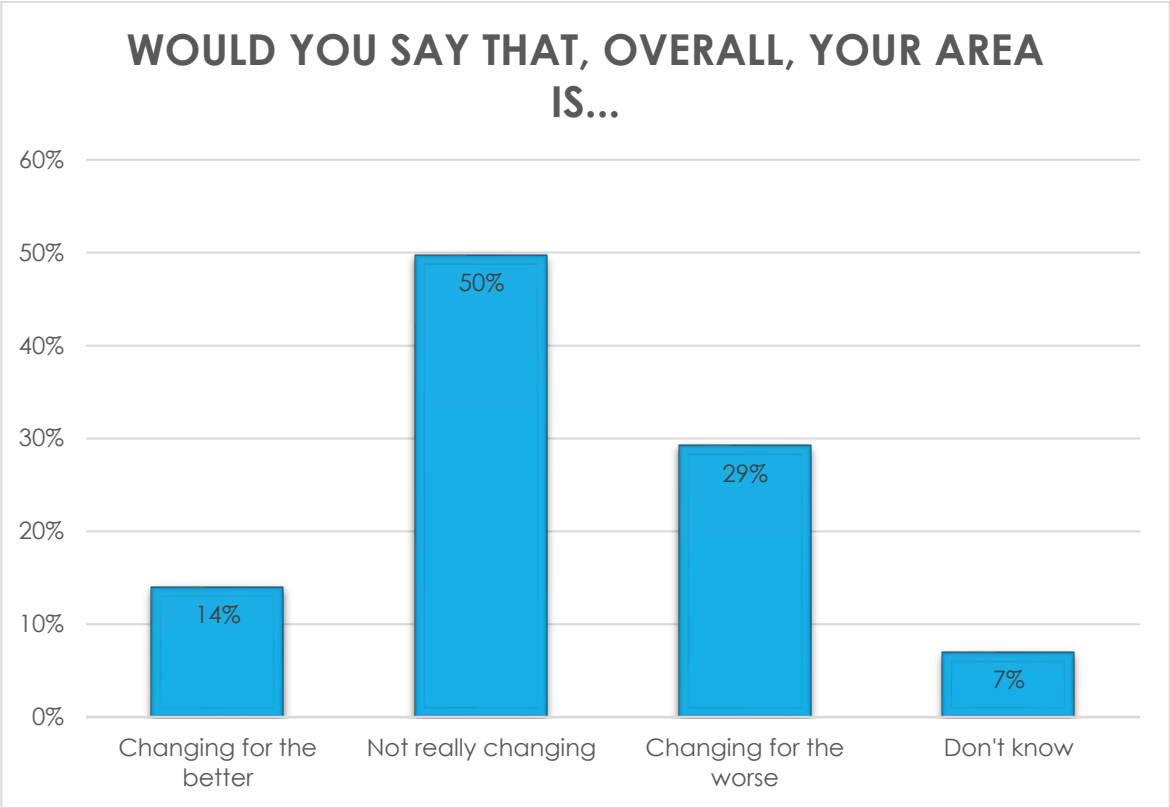
Perceptions of Crime

Respondents stated they considered the following to be major problems in their area.

- 1. Road Safety Issues 15%
- 2. Drug Dealing/Misuse 15%
- 2. Anti-social Behaviour 13%
- 4. Drink/Drug Driving 11%
- 5. Scams 8%
- 6. Burglary/Theft 8%



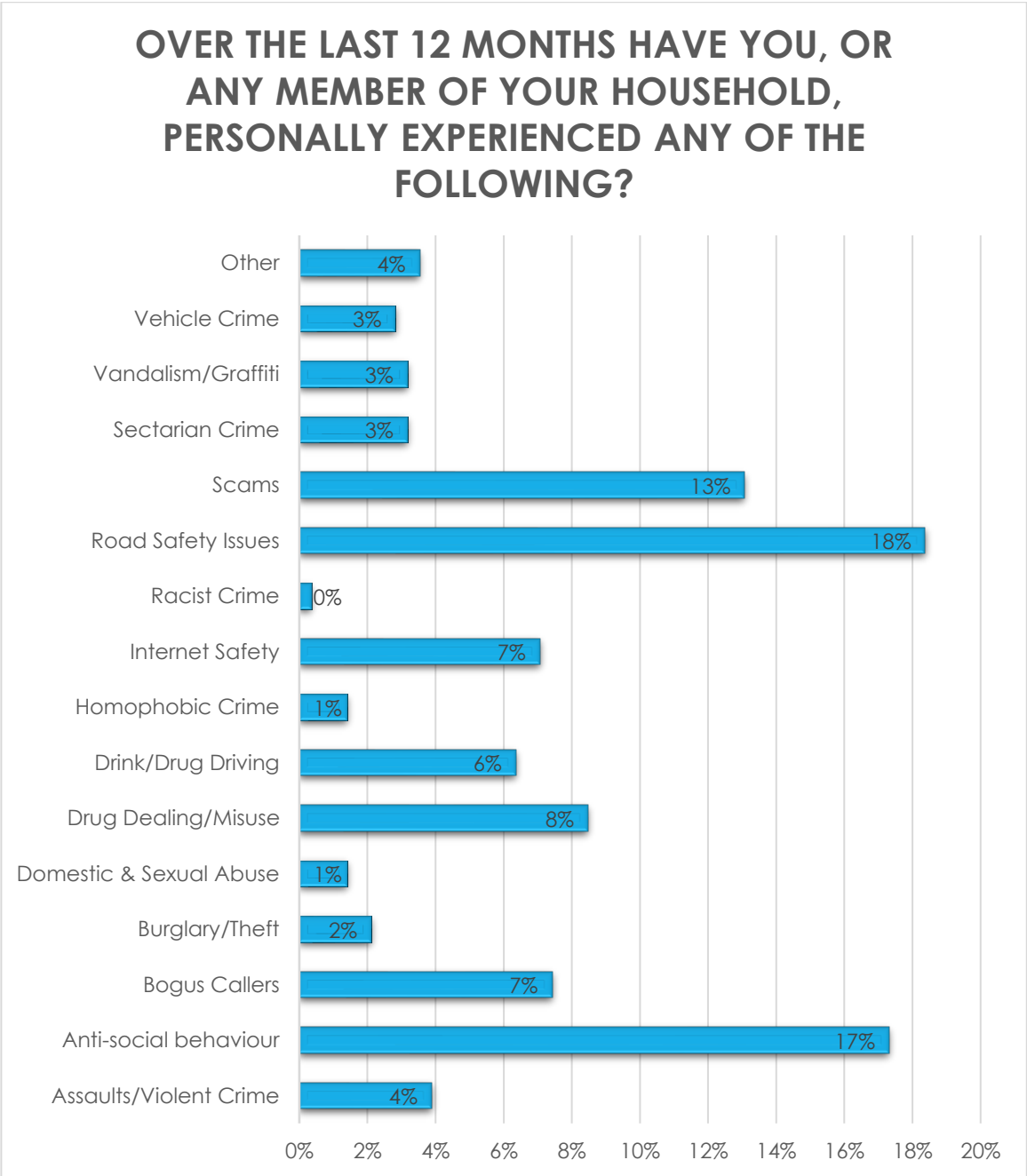
64% of respondents stated their area was changing for the better or not really changing. 29% stated that their area was changing for the worse



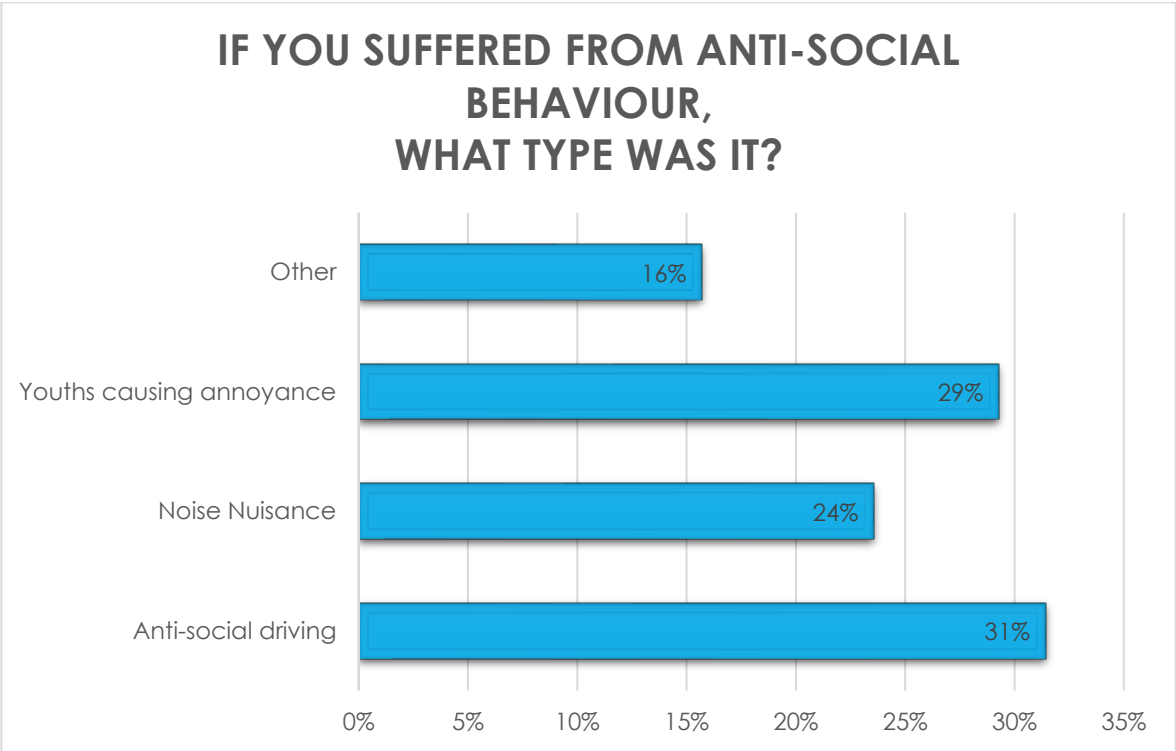
Experience of Crime

Respondents stated that, over the preceding 12 months, they or a member of their household personally experienced the following:

- 1. Road Safety Issues 18%
- 2. Anti-social Behaviour 17%
- 3. Scams 13%

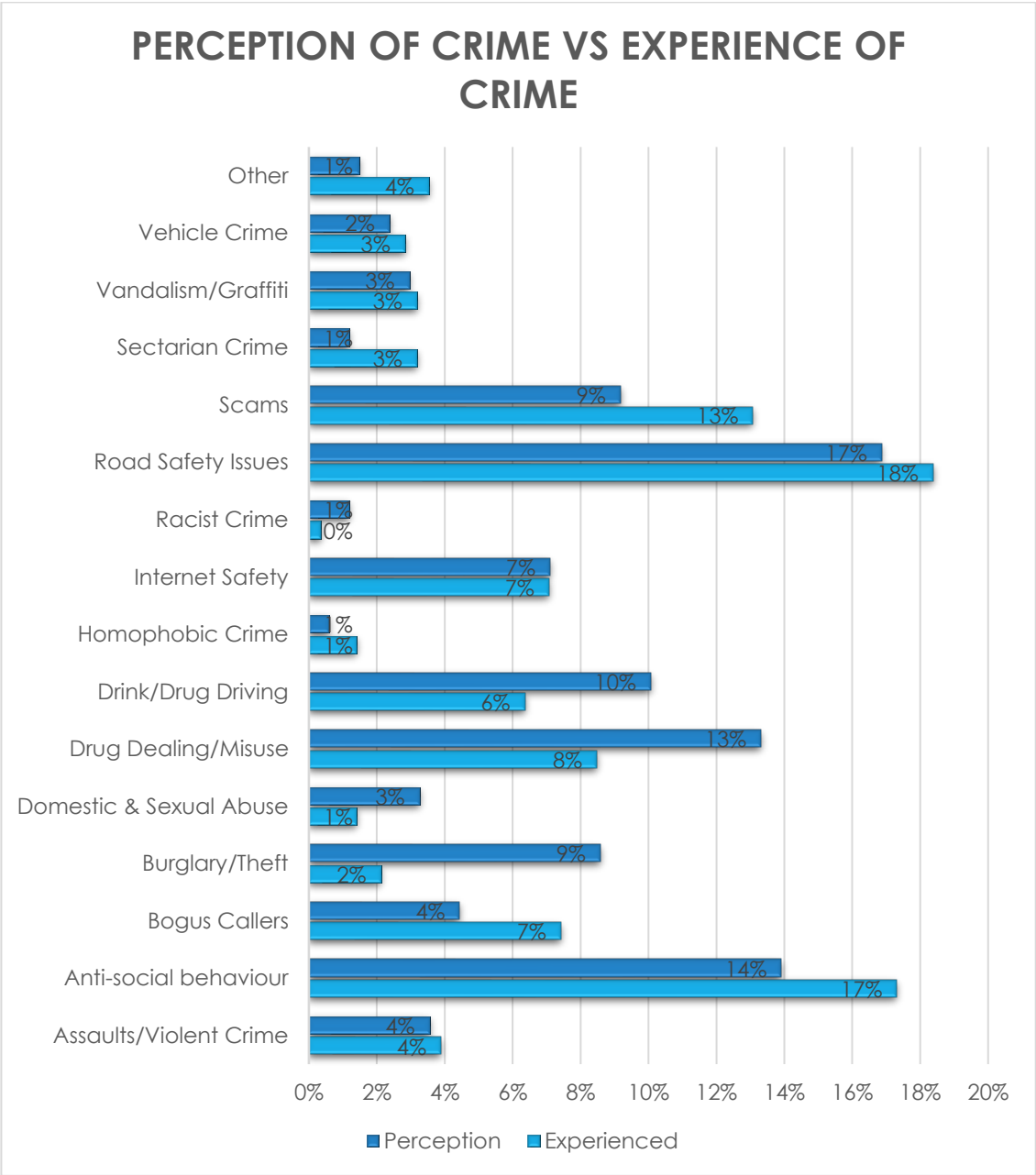


For those who suffered from anti-social behaviour:



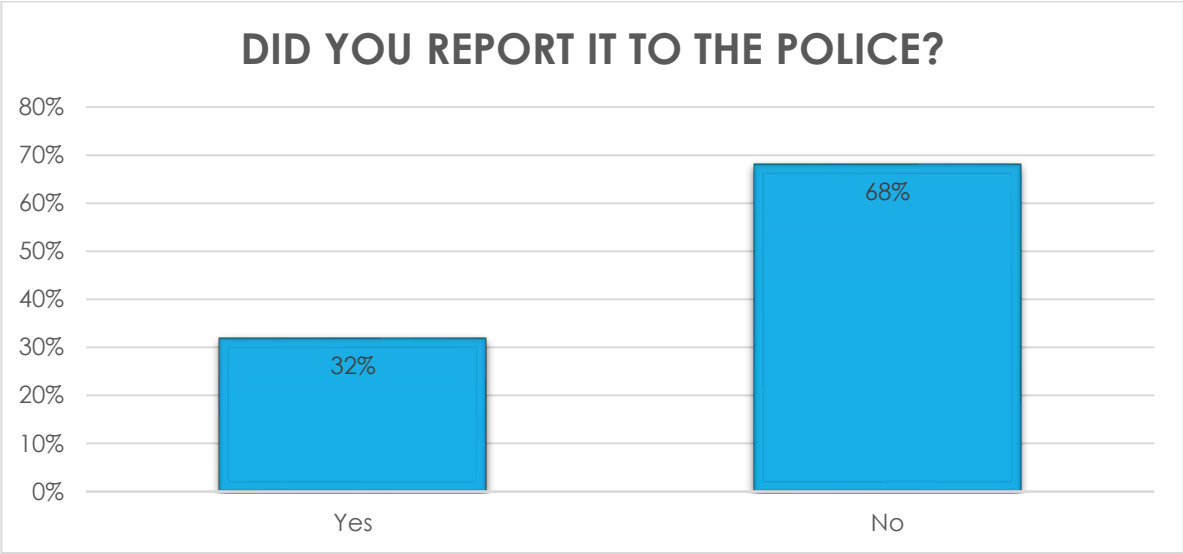
Comparing perception of crime and actual crime experienced we find the following:

- Perception of scams as a problem is low compared with actual experience.
- Drug related offences have a higher perception than experience.
- Burglary has a higher perception than experience.

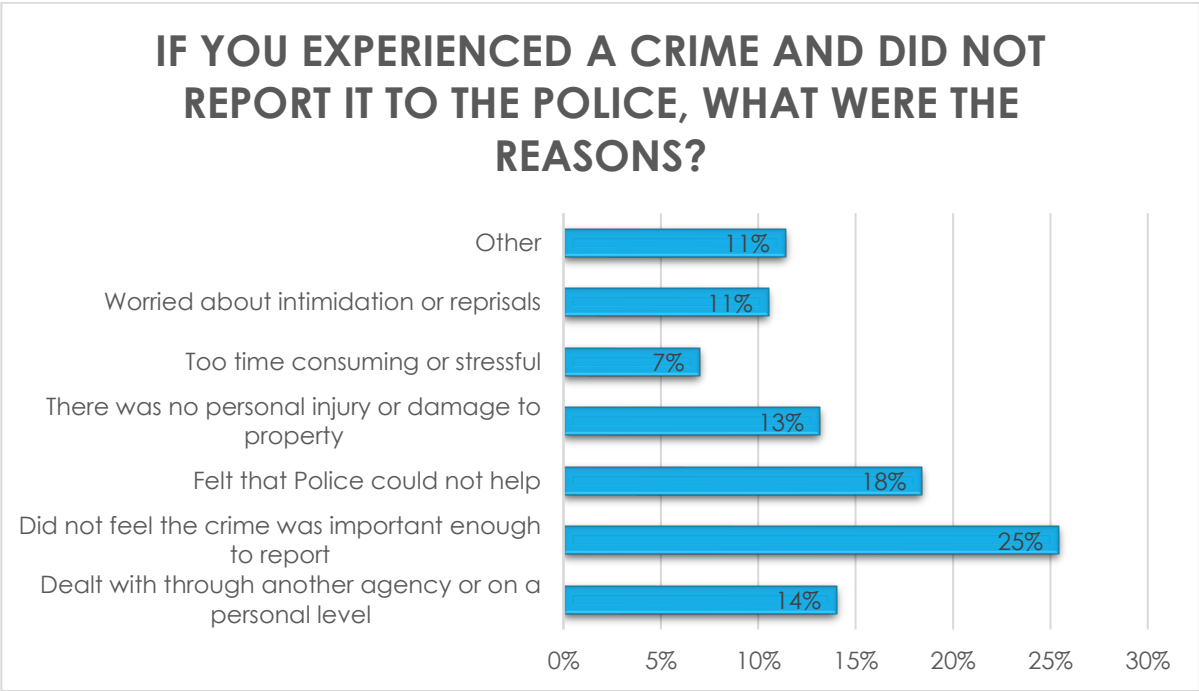


Reporting of Crime

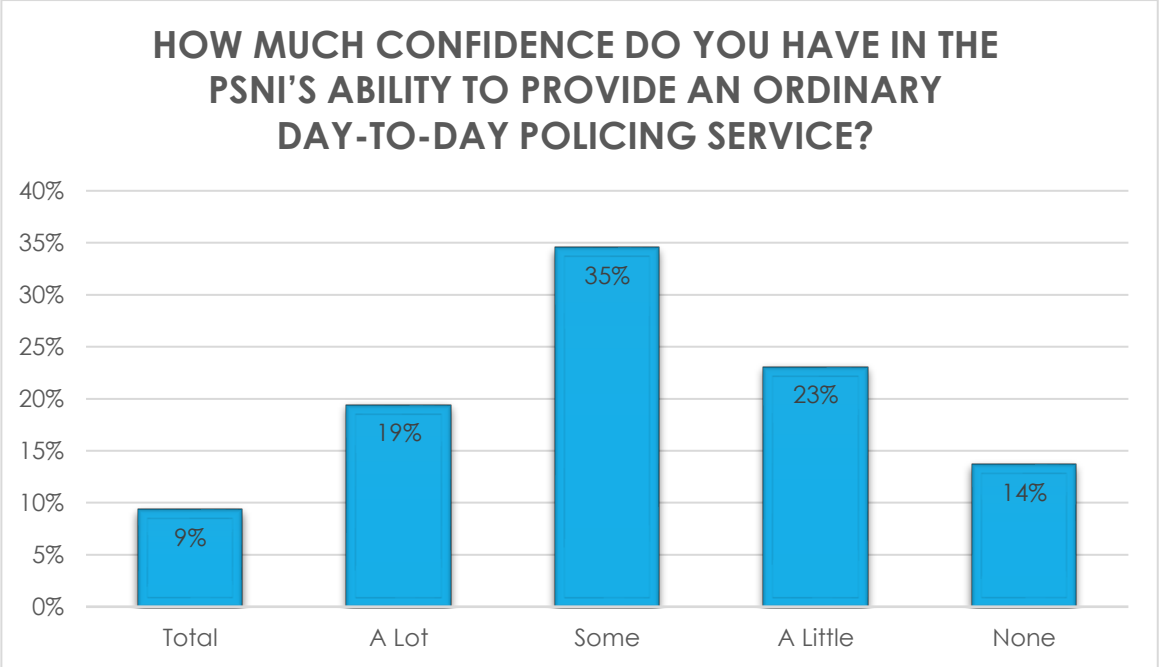
32% of those that experienced an incident/crime stated that they reported it to the PSNI.



For those that experienced an incident/crime and didn't report it, the two main reasons were that the respondent did not feel the incident/crime was important enough to report (25%), or that the respondent felt that the police could not help (18%).



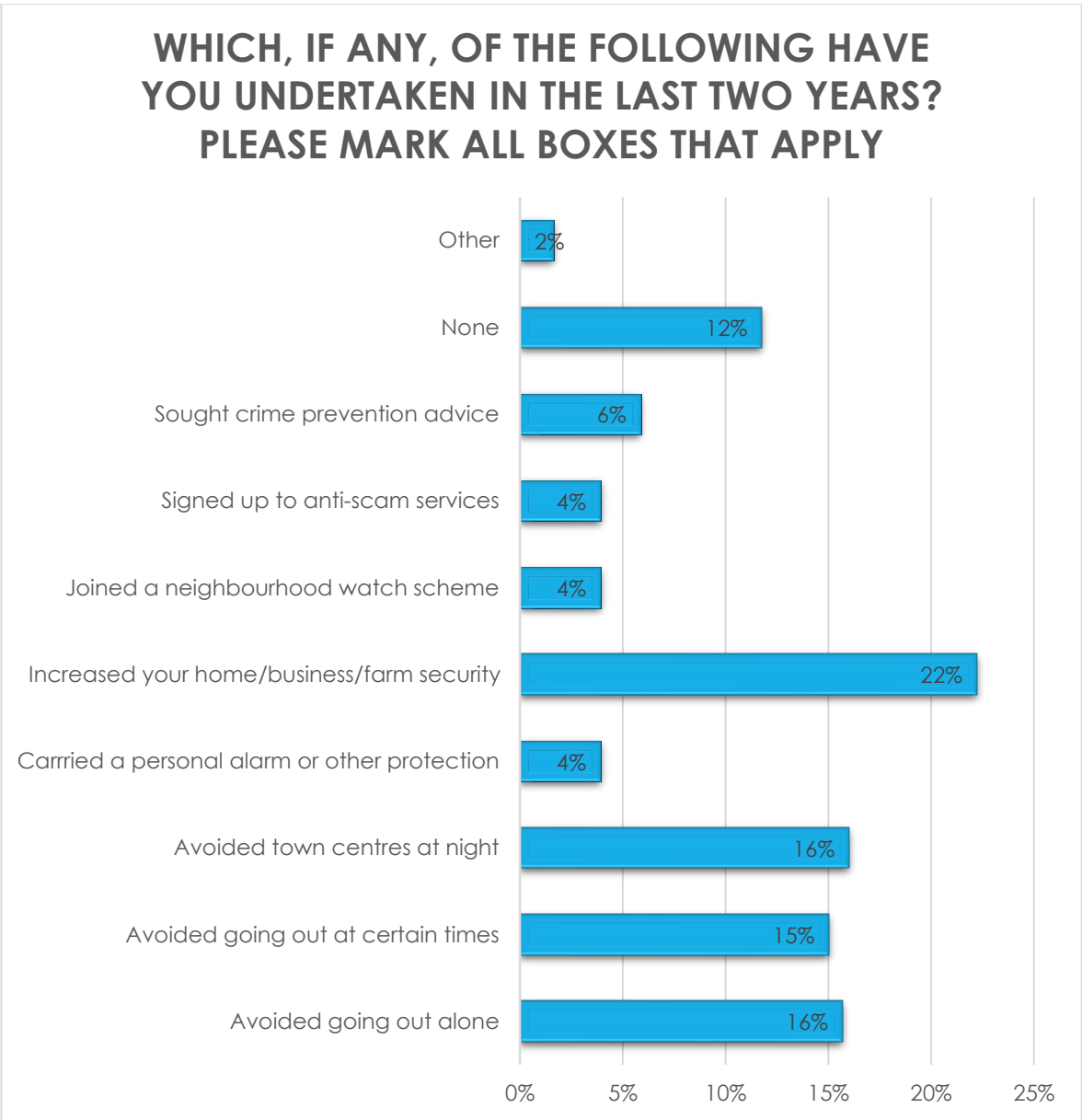
63% of respondents stated that they had some to total confidence in the PSNI's ability to provide an ordinary day to day policing service. 23% stated a little and 14% stated none.



Crime Prevention

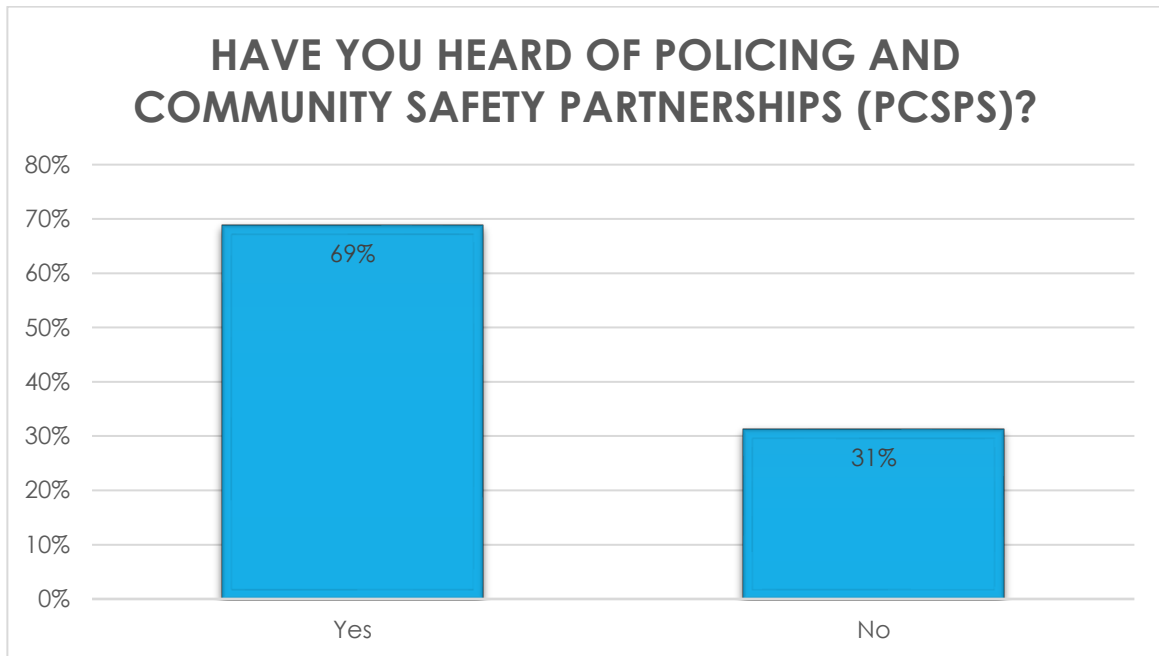
Respondents stated that they had taken the following crime prevention measures in the last 2 years

- 1. Increased home/farm/business security 22%
- 2. Avoided town centres at night 16%
- 3. Avoided going out alone 16%
- 4. Avoided going out at certain times 15%

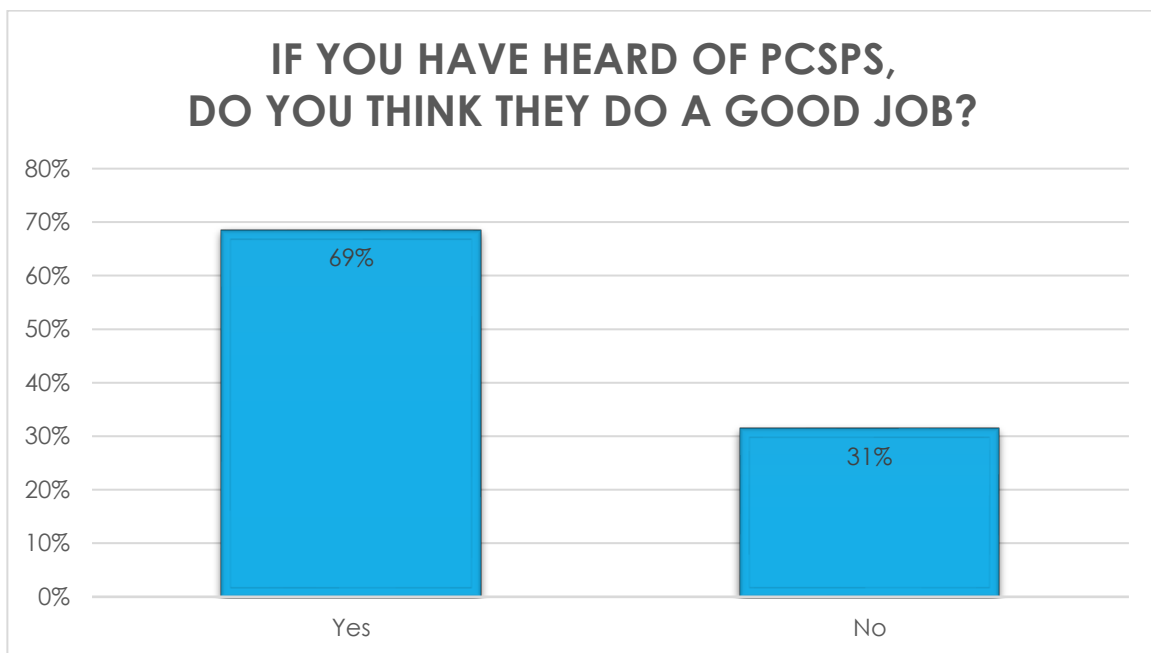


Awareness of PCSPs

69% of respondents stated they had heard of Policing & Community Safety Partnerships (PCSPs).



69% of respondents, who had heard of PCSPs, stated that they think PCSPs do a good job.



What would have biggest impact on reducing crime?

Respondents were asked the following: “Apart from increasing police numbers, what single step would have the biggest impact on reducing crime, antisocial behaviour, and the fear of crime in your area?”

The responses are listed below, as originally submitted.

More patrolling
Seeing crime being dealt with and not ignored
Parental responsibility
More visual police patrols, more engagement with officers in the community
Treating people equal
Not enough being done to bring these people to court, even when you have evidence on camera you are let down every time and so the person continues to do it
Deal with those that commit crime rather than ignore it
Report to the police
Police patrolling on foot speaking to local residents
Funding for anti-crime campaigns
More mobile patrols in unmarked cars in all areas
Dealing with speeding daytime Road racing at night in Upperlands
Dealing with road racers at nighttime in and around Kilrea road
Cameras
Adults taking responsibility for themselves and their children
Visible police presence at certain times of evening, alternative activities for youth, more lighting in town...especially the car park at centra/home bargains
More interaction during daytime
Better lighting on streets
Get rid of 101 as I tried to use it to report a crime in progress once used it as was not sure if it was crime . So unimpressed. Someone tried to use to report car blocking my driveway, no help. Will never try again
Increased police numbers will be no use because they have to on the ground doing their job not driving around in cars .
More interaction with the people/groups involved
Better street lighting and routine visible police presence.
More speed cheking
Engagement with people
Speed humps
Visible patrolling on foot
Action taken when crime is reported
Improve Mental Health Awareness
Locals on the street
Tougher punishment

Having better lighting and cctv and zero tolerance for offenders
Clamp down on bad dry
Better Road lighting in rural areas
Get rid of Muslims and foriners
The police may b a lot more helpful if when violence is taking part as they watch if they actually took action instead of turning a blind eye constantly
More patrols in rural areas
Following up blatant anti social behaviour
Reporting it ,people being more security aware
speed checks in village (Castlecaulfield)
Road checks for speed and police on boat.
Be Vigilant at all times.
Direct action and stricter consequences
More police resources
Our area does not have any problems at the moment
Speed traps at weekends
Any one stealing caught on your land u should be aloud to cut there hands off
More interaction and support
Better laws to protect the innocent
Tougher sentences
Overt police patrolling
Awareness
Working in community
Been able to lift the phone and get through to your local station
A officer or 2 on the beat from time to time would help , its the answer , you can't police any area if you aren't in it ,
Big find
With reference to the drug abuse more. Plain. Clothing dealing is on the. Rise in. The area
Listening and responding appropriately
The polic not be so tolerant when youths cause damage by vandalism
Have an elected ombudsman and the power to immediately sack police and take them to court and have MI5 under the control of the ombudsman also
Education and information programmes to reduce hate crime
Speeding
More foot patrols !!
Equality of policing across different areas
Police actually dealing with it and young ones actually realising for every action theres a consequence no matter what race or religion they are
Slow signs/speed ramps
Agencies working together
Bigger penalties for law breakers.
People carrying Personal Alarms
Community police doing walkabouts and communicating with residents
Get the drugs out of my town
More patrols in area

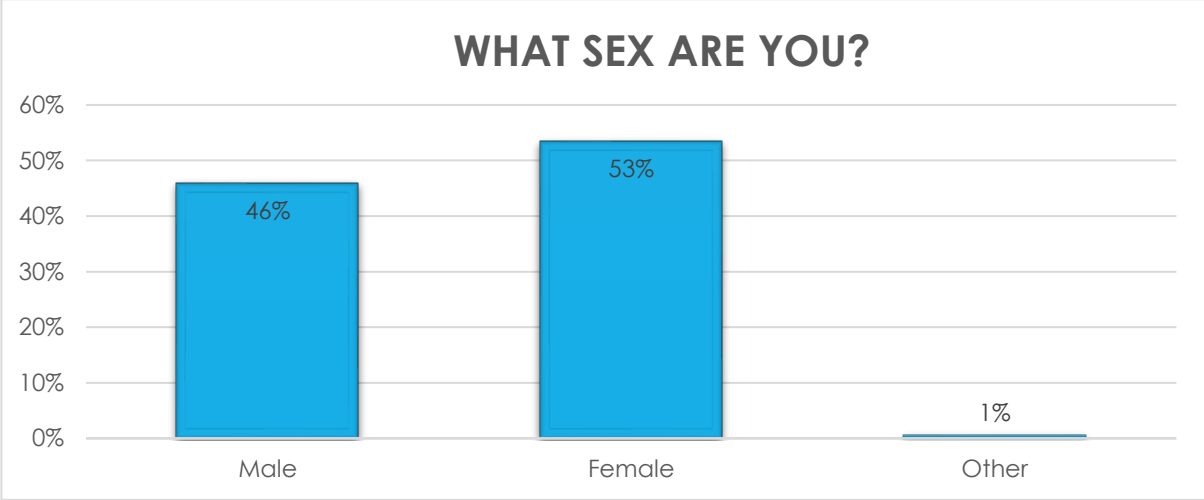
Clamp down on drug and alcohol misuse
More emphasis put on penalties and punishments
Neighbourhood watch
More interesting things for our youth.
If someone reports a crime then we would love police to check, most people are afraid to report
Better police engagement with the community. Psni have lost the faith of normal people during the pandemic for their heavy handed tactics.
POLICE CAR DRIVING AROUND
Beat officers including rural areas.
Arm citizens.
Arresting the drug dealers that the police already know about
Reopen local PSNI stations.my closest is approx 15 miles away
This question says it all you don't even want to know about increased police numbers. There also needs to be a broader view of crime to understand how we can address the causes of crime, eg how many young people in the care system are criminalised by the time they are 18 - what responsibilities are the state taking to address this. We need to address crime at its root.
More cameras
More time needs to be spent on drug dealing and drug dealers and drug misuse in the area
Accountability...proper punishment, real deterrents
I'm not sure what can be done, paramilitaries are still real in mid ulster and can seem to do what they want without fear
More of them being charged
Removing antisocial people from area and removing drug dealers
Drug dealers know to the police being halted
More visible beat patrols around estates
Visible policing
Consequences for drug dealing offences ie. Passport removal immediate
Removing people from housing developments that bring violent behaviour who leave their neighbours scared
More police on the ground
More stop checks on drivers and speed traps
Visible police presence
Camera on main streets
CCTV, spot patrols, regeneration of derelict buildings/ areas.
Increased CCTV
Adequate punishment for those that commit the crime
The drug dealing is an absolute nightmare! It's happening in front of the police's eyes!!! I even seen it myself happening in front of police and when challenged about it they just shrug the shoulders
Larger presence in the area
Speed cameras
Policing the buses as I have seen drugs coming into the magherafelt & maghera area from Belfast via Coleraine,
No other steps. Increasing police presence is the most needed action
Removing the drug den

More police patrolling around estates
Enforcement
Stop youths bloody speeding and doing powercircles on the bloody roads
More police presence & yes alot of this is to do with a lack of police numbers. Also more senior officers out on the streets meeting the public & seeing how hard foot officers r getting it. How can the police have such high numbers sitting at hospitals is there something more than can be done to free them up?
CCTV, speed boards in 30 zones
traffic calming measures.....speed cameras
Knowledge
Thankfully it's quiet on our street and have had no problems
Street lights
In addition to this, more speed patrols on the Clady Road
Education via community groups.
More community group activity
More police out and about, frequent vehicle checks, more presence everywhere!!!!
Would love to see police being nice and get Training in disabilities and mental health
Reaching out to the nationalist community and installing more trust
More action against drugs
More needs to be done to tackle drug dealing. No sooner are the dealers arrested then they're back selling. Start drug and alcohol addiction classes in school, that's where it should start. We as a collective neighbourhood have reported drug dealing in our area on so many occasions and it's great to see some action taken but then they're out and the drugees are banging at all hours for their fix or ones who have beef with another are hollering and banging at all hours, kicking cars. And yes the police are involved because either the drug dealer has called them or one of us but we know it'll happen again. If we can't stop the dealers then starve their customer base with education from a young age. You go to schools to talk about road safety well drug/alcohol abuse needs to be on the table.
People in the community being more vigilant and parents actually giving a shit about where their kids are.
Cctv, patrols at 10pm onwards
More interaction with public in rural areas
Walk around patrols, harsher punishment for offenders
Police presence in rural areas as well as towns
An odd patrol wouldn't hurt or arriving on time
Better lighting
Speed monitoring
Reporting crime
Well that's easy. If I need to report a crime, why would I report this when I've seen in past exactly who you listen to. Numerous reports made regarding homophobic hate crime and what happens? I'm the one treated like the criminal. So honestly no faith at all in the police so I'll happily just get in with it. More problems than it's worth.

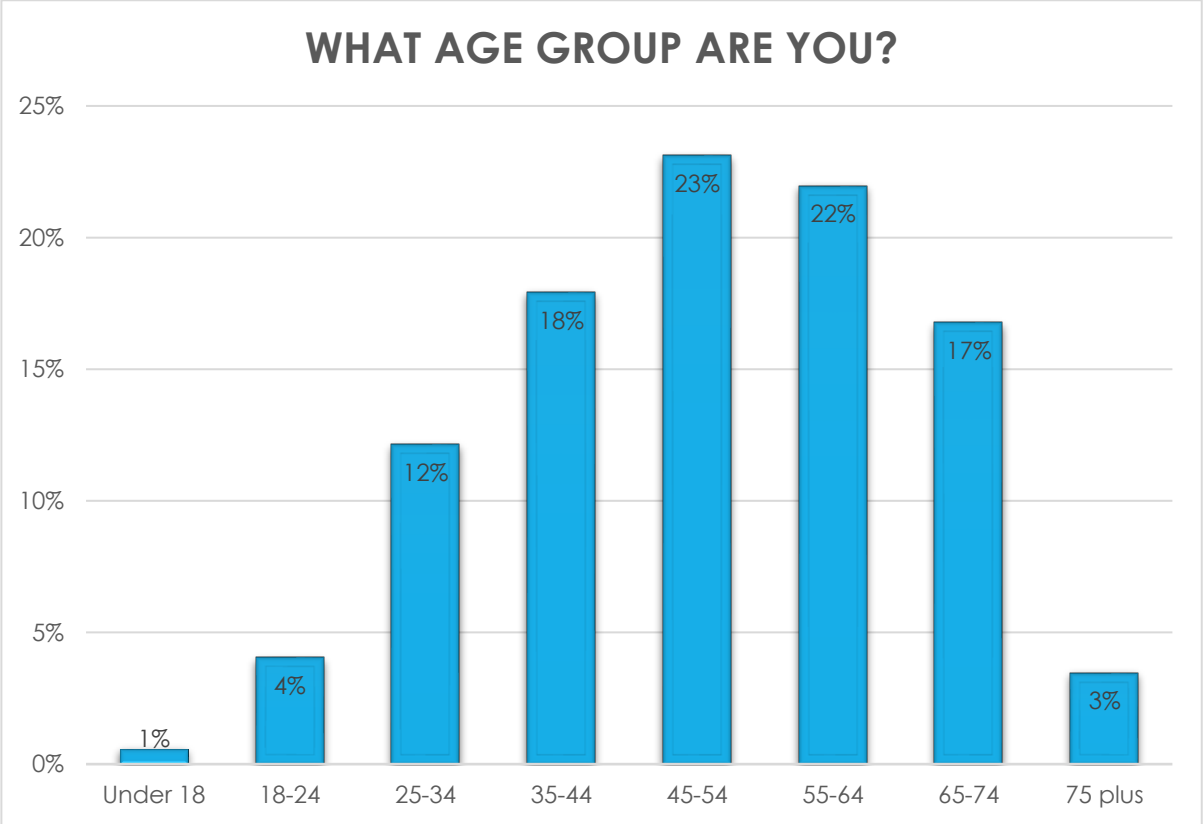
Demographics

Respondents to the PCSP survey stated the following

Sex



Age Group

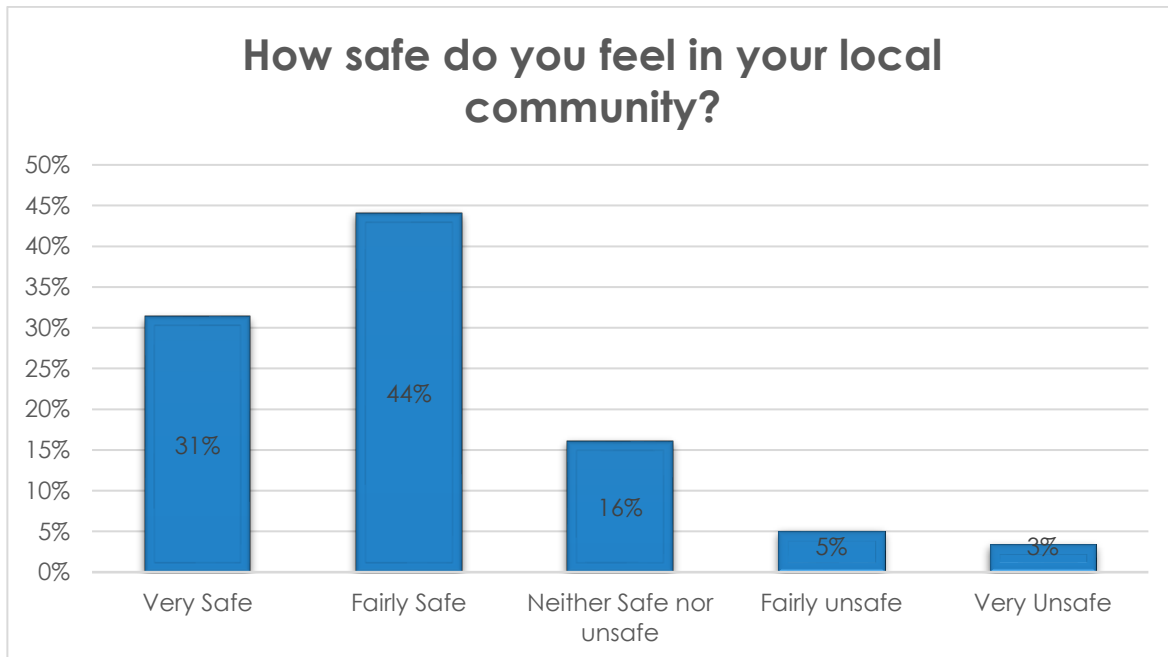


Youth Survey

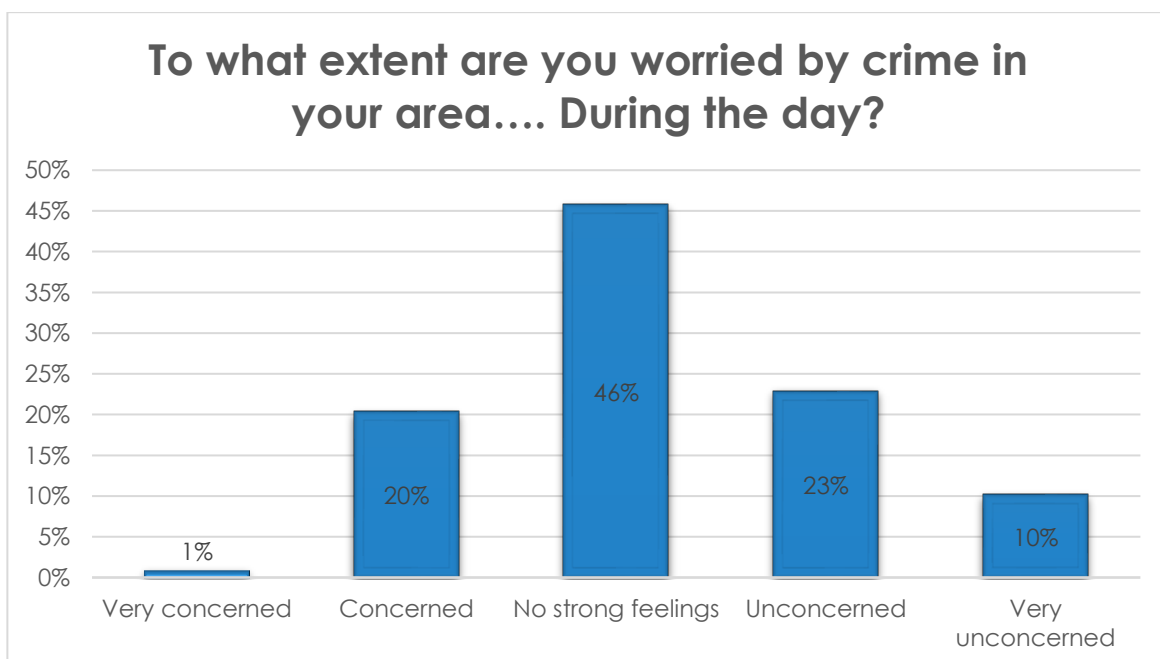
The EA Youth Service engaged with young people across the district to undertake a survey with 119 completing it.

Fear of Crime

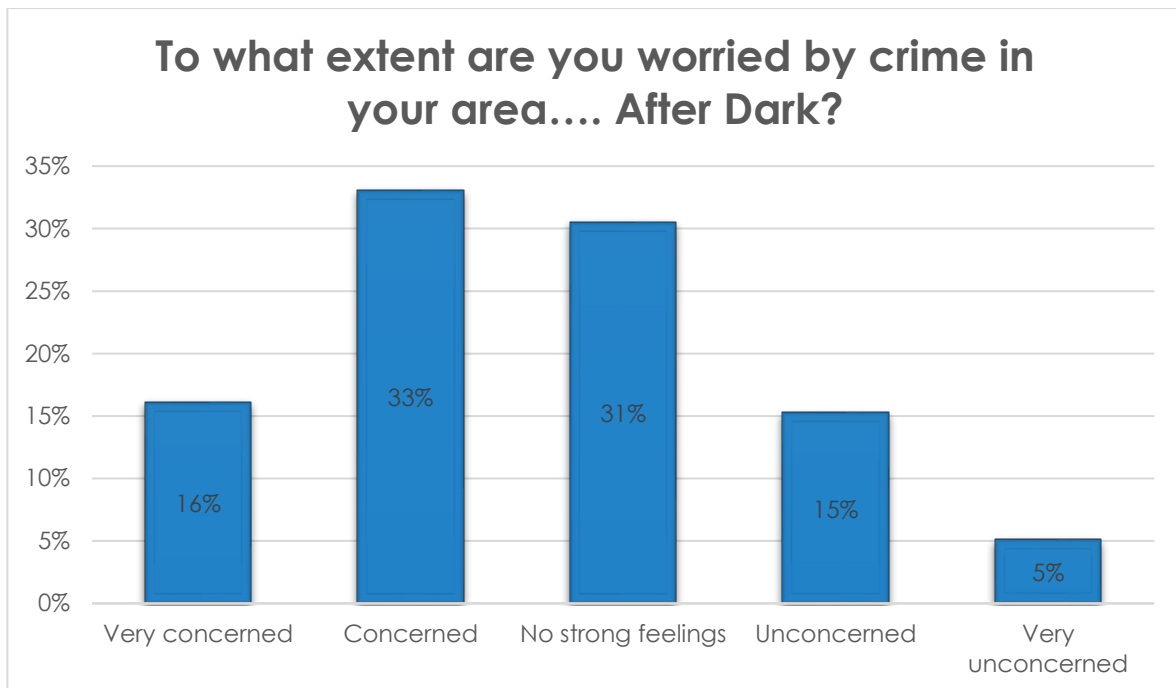
Only 8% of respondents stated that they felt unsafe in their local community.



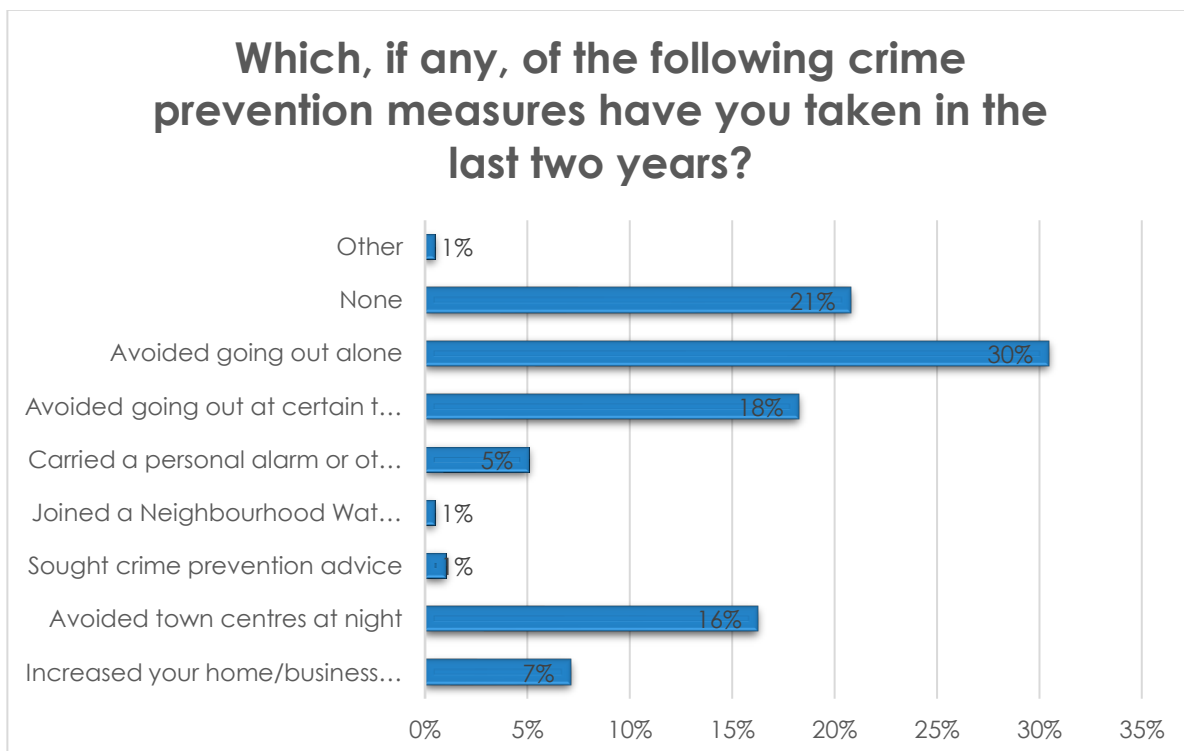
21% of respondents were concerned about crime in their area during the day



49% of respondents were concerned about crime in their area after dark



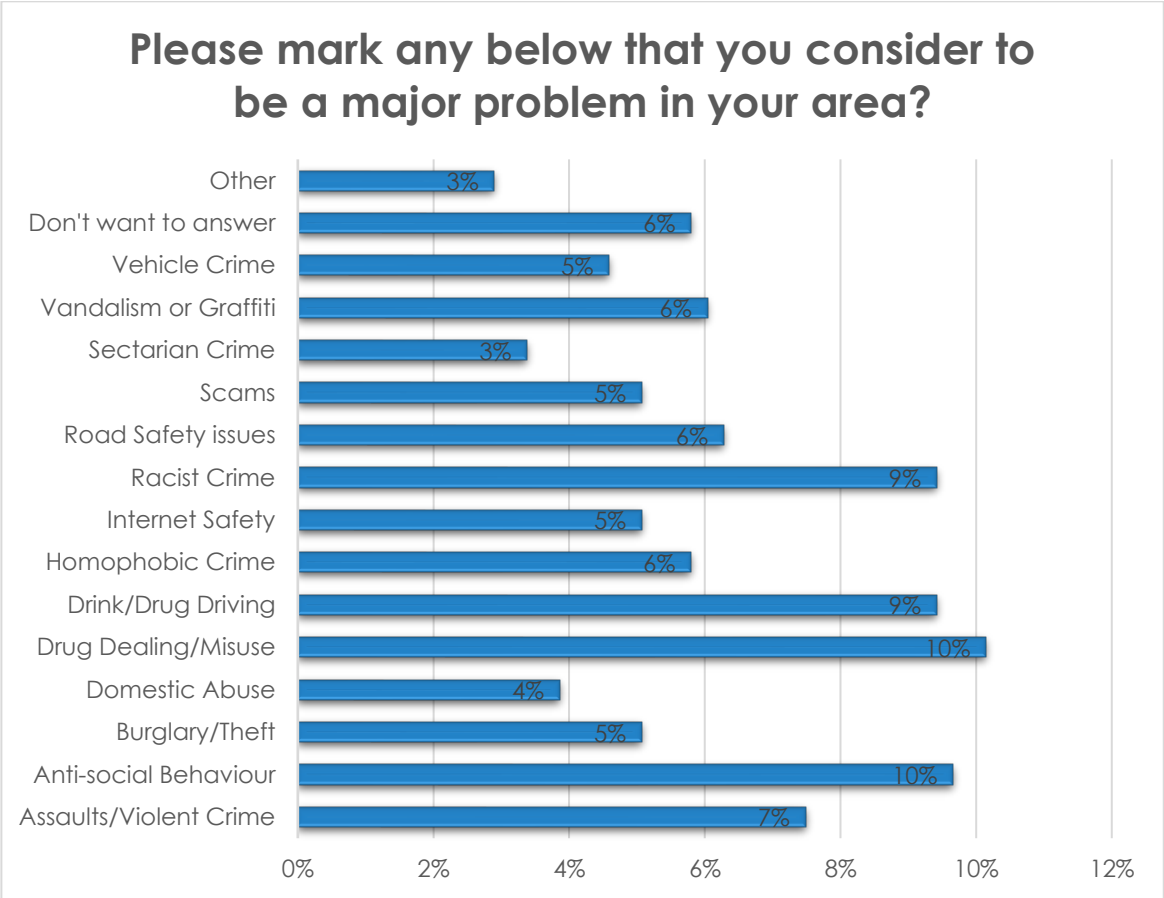
48% of respondents stated that they either avoid going out alone or going out at certain times



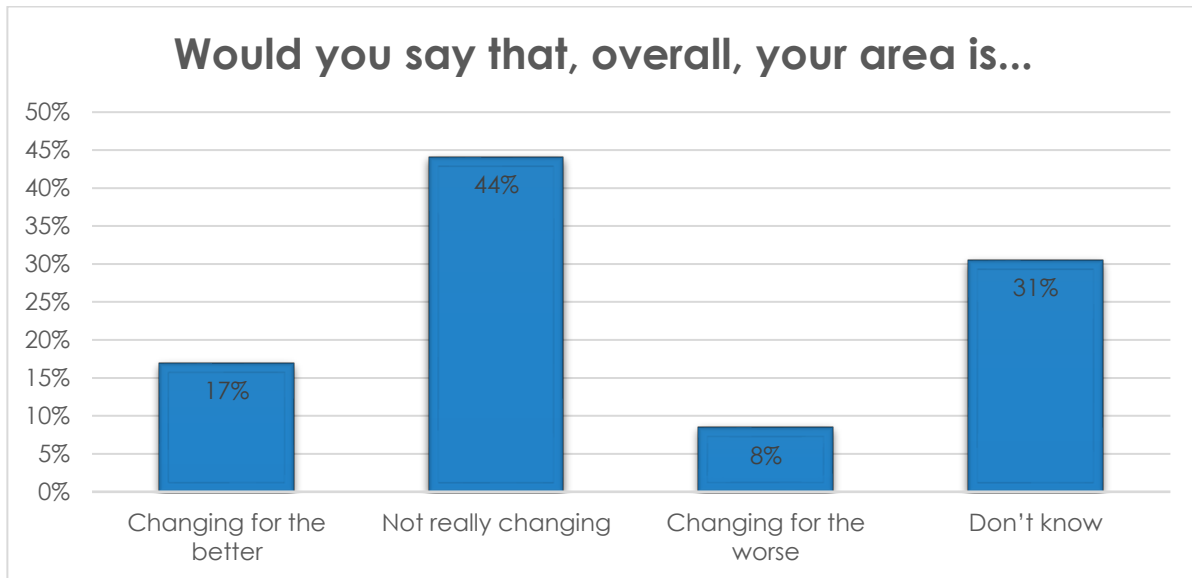
Experience of Crime

Respondents stated the following as the top 5 major problems in their area

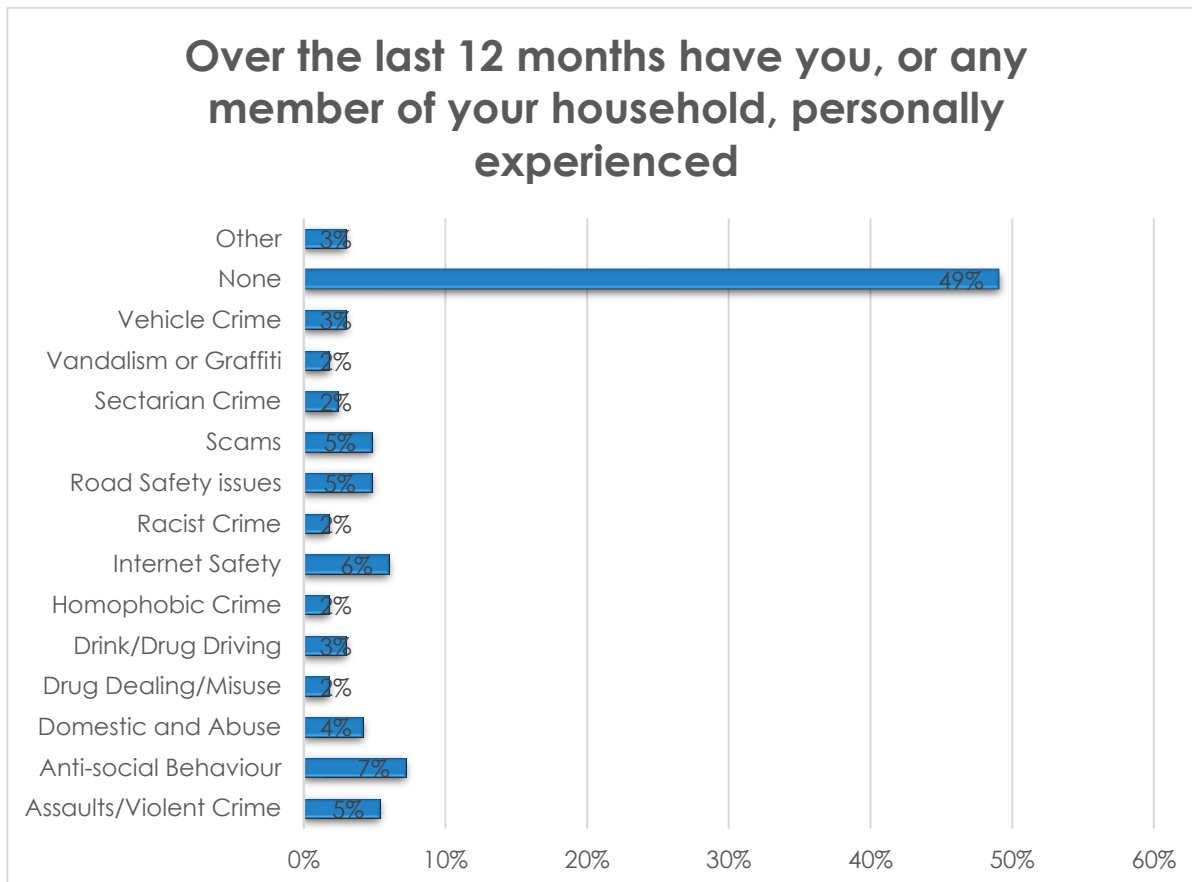
- 1. Drug Dealing/Misuse
- 2. Anti-social Behaviour
- 3. Drink/Drug Driving
- 4. Racist Behaviour
- 5. Assaults/Violent Crime



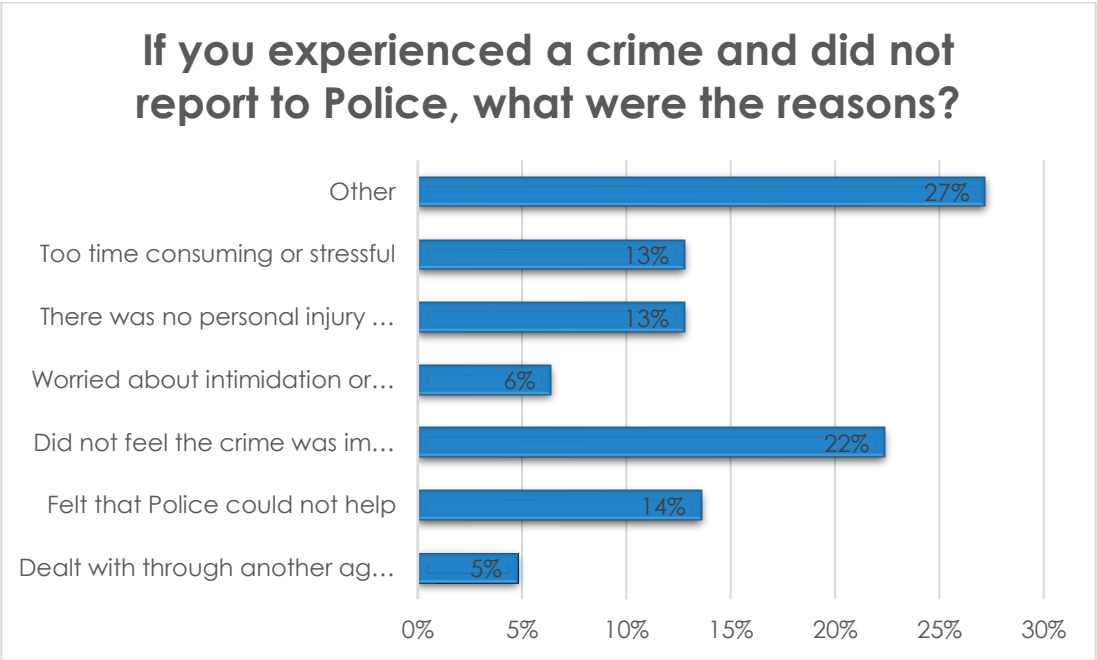
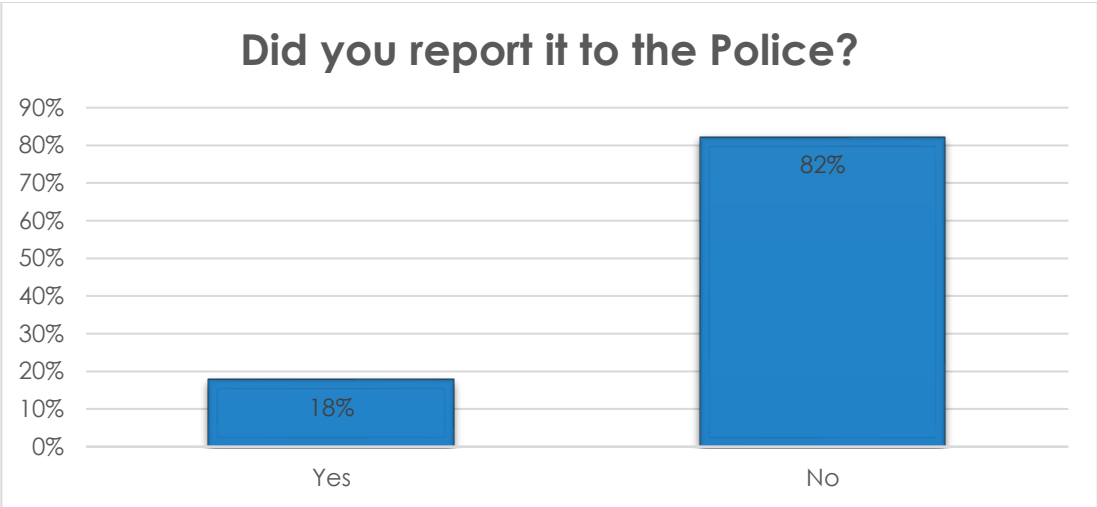
Only 8% stated that they thought that their local area was changing for the worse.



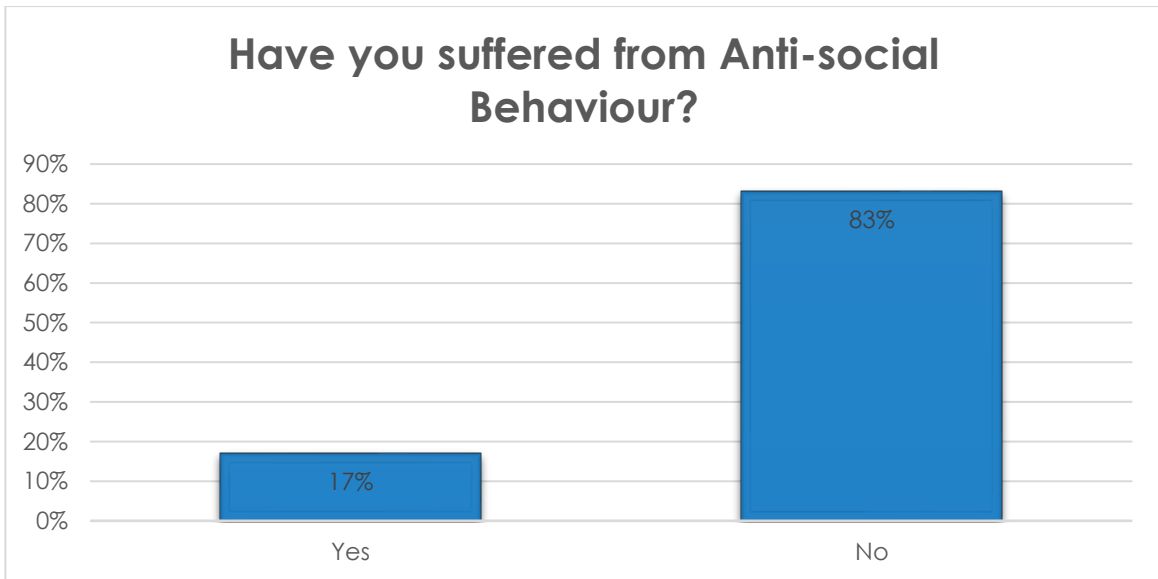
Nearly 50% of respondents stated that they never crime over the last 12 months.



Reporting of Crime

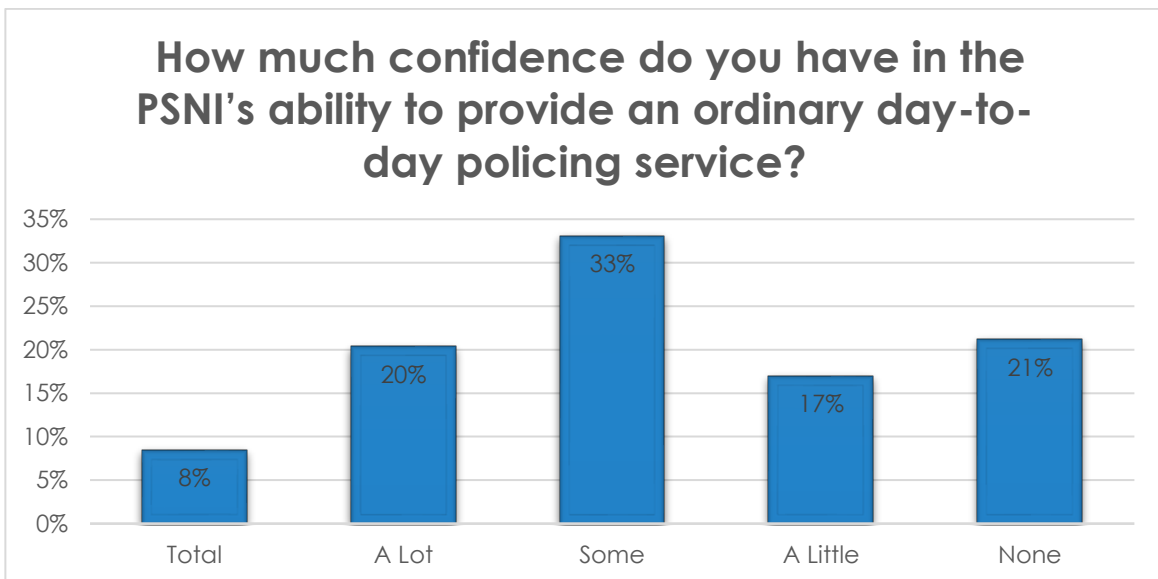


17% of respondents stated they had suffered from anti-social behaviour



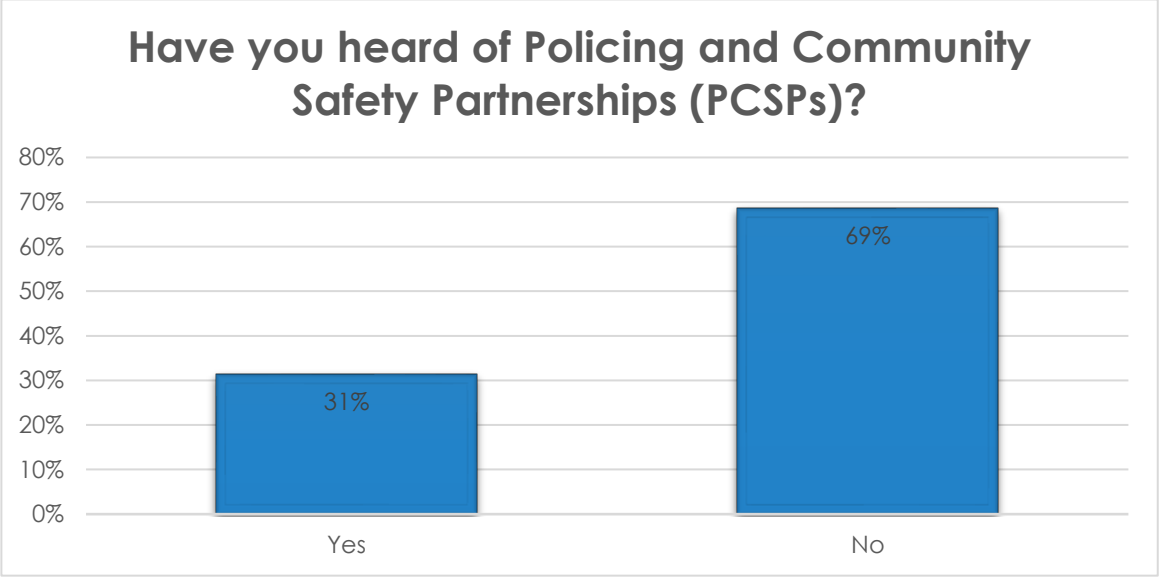
Confidence in Policing

78% of respondents stated they had total to a little confidence in the PSNI. 21% state they had none

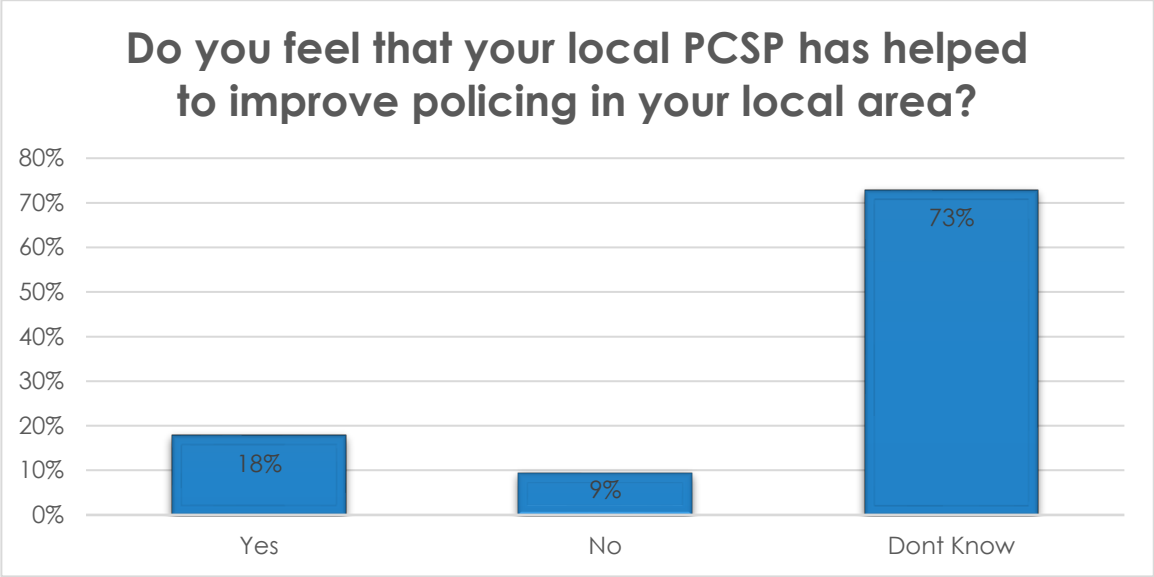


Awareness of PCSPs

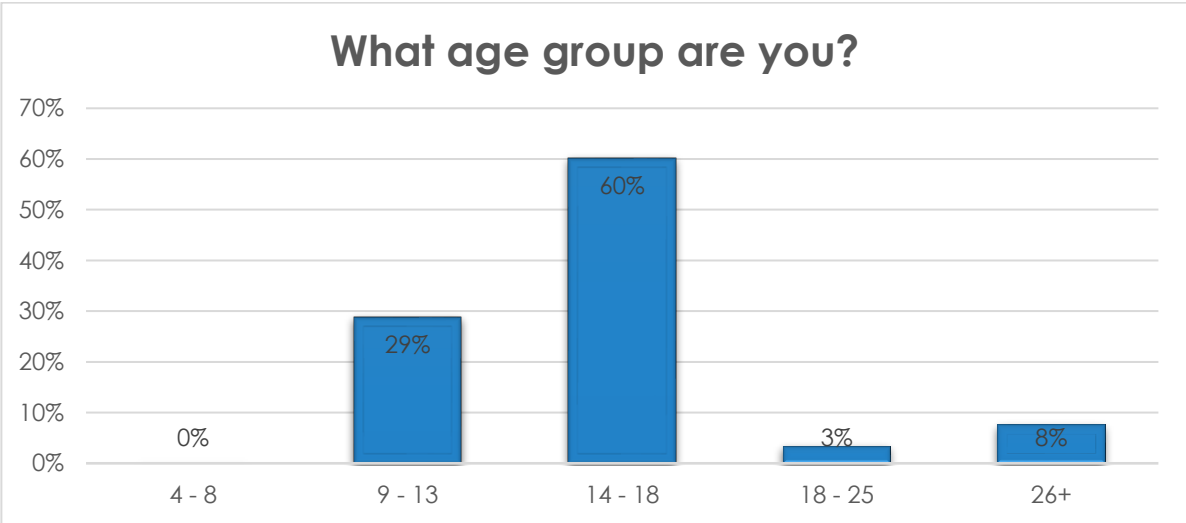
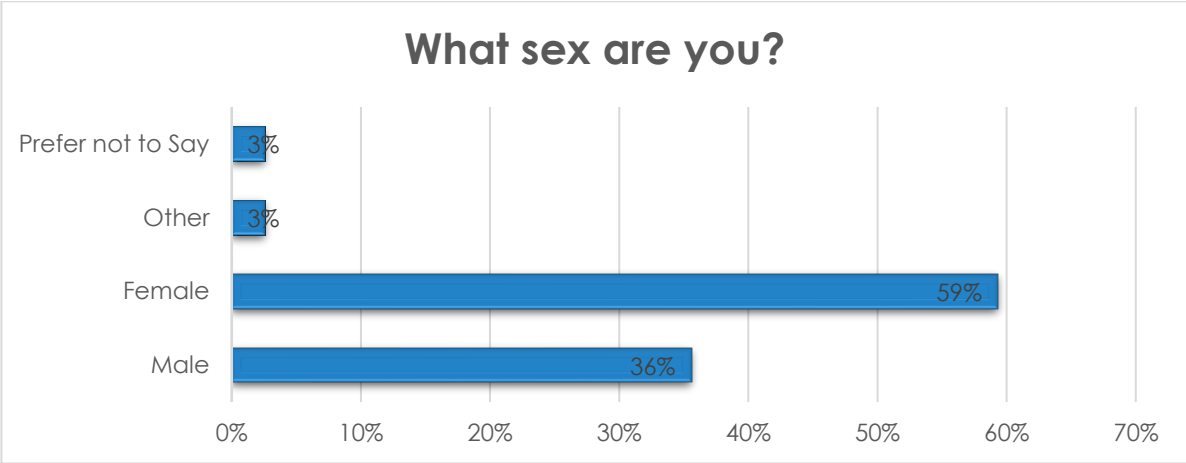
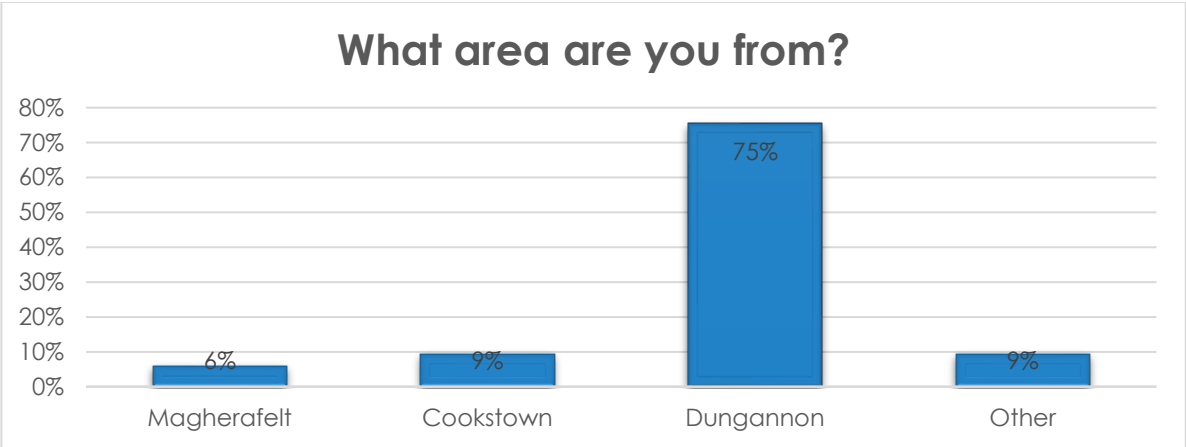
31% of respondents had heard of PCSPs



73% of respondents didn't know if their local PCSP had helped improved policing in the their local area.



Demographics



What would have biggest impact on reducing crime?

Respondents were asked the following: “Apart from increasing police numbers, what single step would have the biggest impact on reducing crime, antisocial behaviour, and the fear of crime in your area?”

The responses are listed below, as submitted.

Partnership work - pooling resources
More patrolling cars
Have more security
Educating young people about the consequences of their actions
Working with other agencies like schools
trying to help the young people doing the crimes
education people on what they are doing wrong
police more visable in areas
Education / awareness
police
Pollice
educating people
more inclusive youth programmes within the dungannon area (ie visiting schools)
more awareness/information about crimes happening
Encouraging CCTV for more businesses and homes
Education in schools - ensuring young people have choices apart from crime / gangs
More security in the area
Daily police car driving around Dungannon every hour
people stop being aggressive
Youth club
Awareness and checks
youthclub
more imformation
Somewhere for the young people to go
more police around
Cctv in operation to watch certain areas where anti social behaviour happens so they can be brought to justice
Stiffer jail sentences
youth club
Youth service
youth club
youth club
youth club
more police

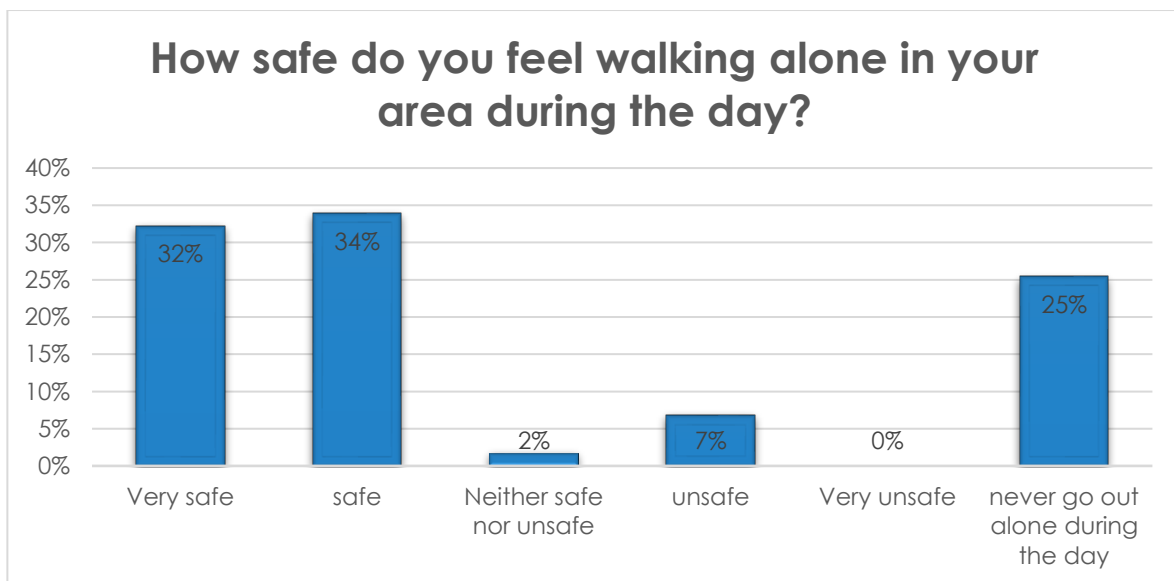
jail for all unwanted sexual interactions
Enforce safety measures
more police patrols
Nothing has really happened it's a fairly safe area
put cameras in our area
security cameras and alarms
Checking if people have weapons
more CCTV cameras
more police going on patrol
Awareness
A lot of things would cause my area is small
More CCTV cameras
More CCTV cameras
Having more cctvs
Youth centres
It be talked about more around schools and town
More cameras in places where crimes are more likely to happen
Camera ?
Community days such as people gathering for tea and for a chat
Make people more aware of local crime
Lights. Cameras. Neighbourhood support
More harsh punishments for serious crime and increasing drunk driving consequences

Agewell Survey

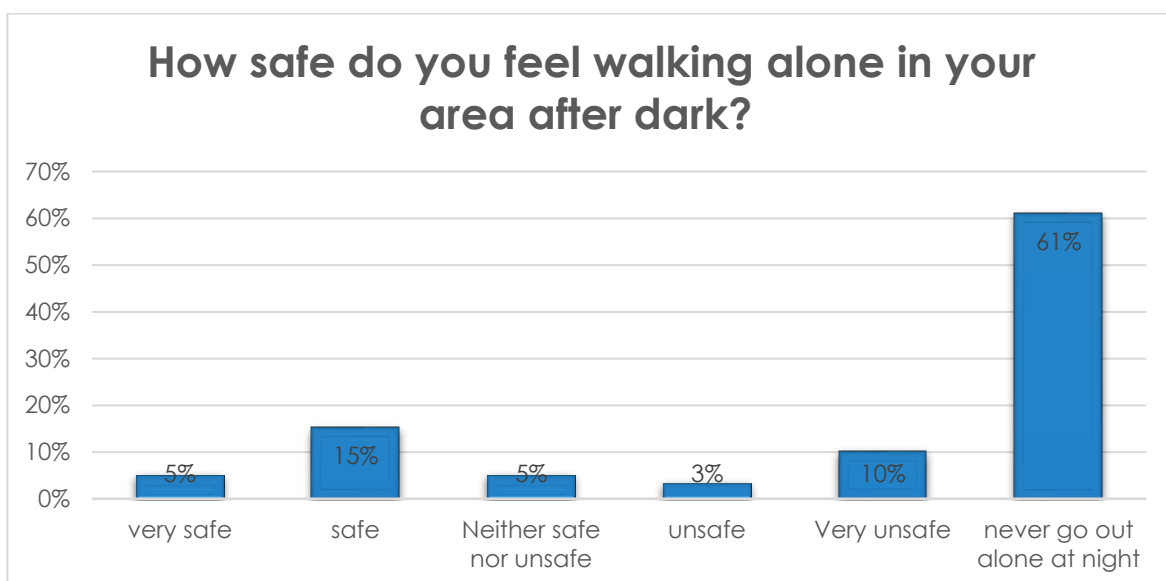
A Telephone Survey was undertaken by Agewell of it's members. 59 older people completed this survey.

Survey Results

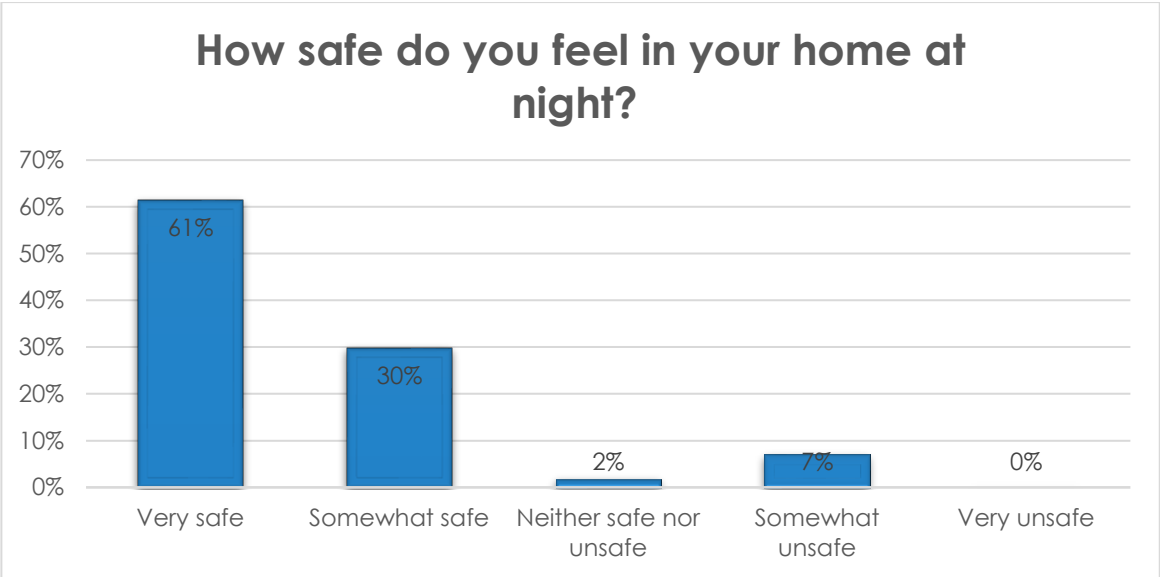
7% of respondents stated that they feel unsafe walking alone during the day.
25% never go out alone during the day



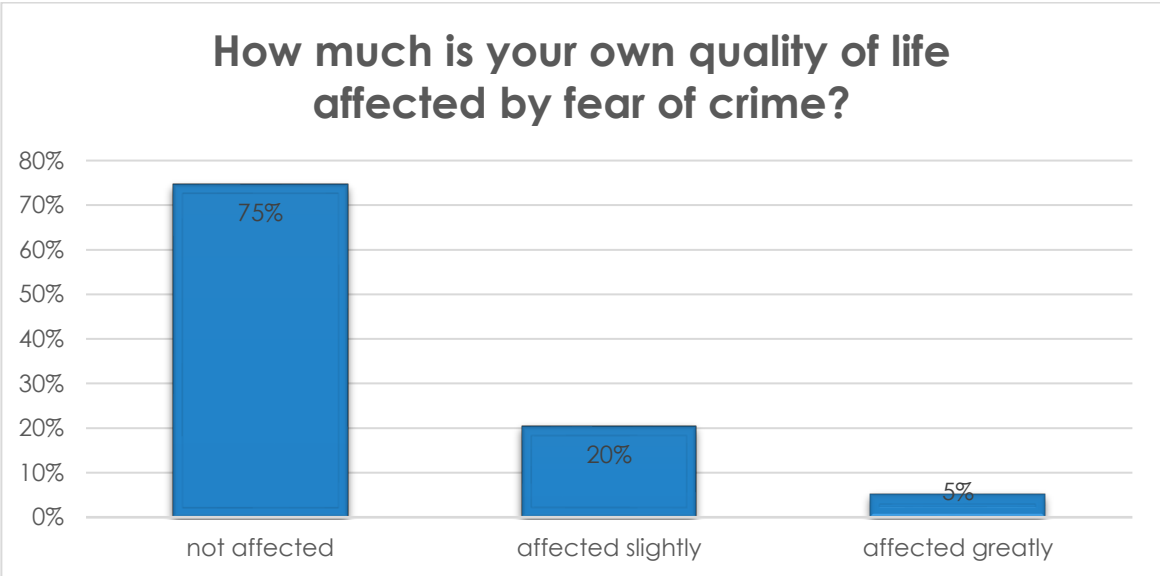
13% felt unsafe walking alone after dark. 61% never go out alone at night.



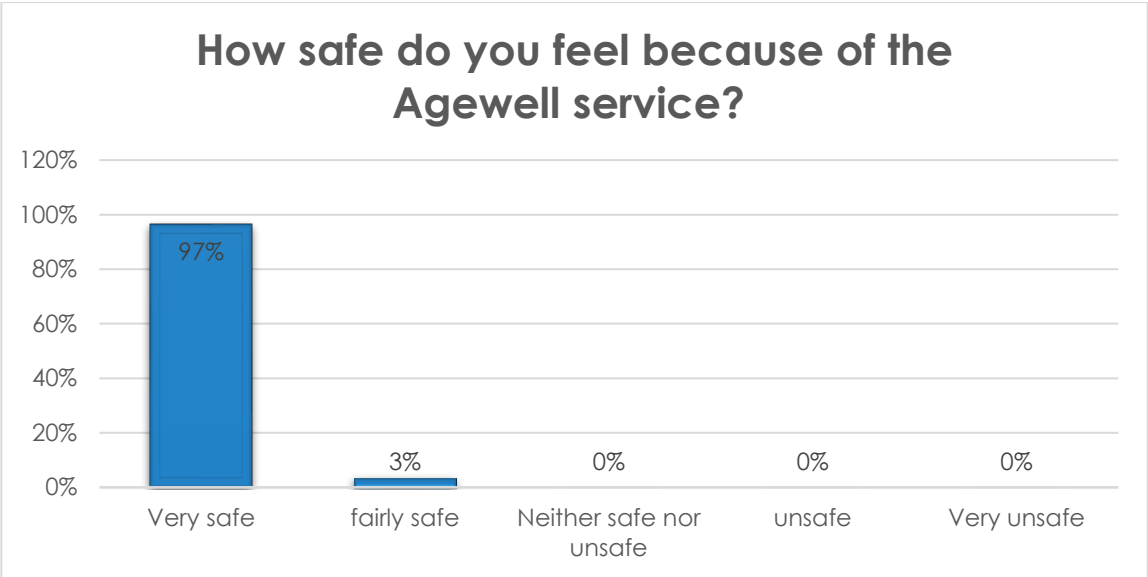
7% feel somewhat unsafe in their home at night.



25% stated their quality of life was affected by fear of crime.



100% stated that they felt very safe or fairly safe because of the Agewell service.



PCSP Strategic Plan 2022-25

The Joint Committee of the Dept of Justice and NI Policing Board agreed the strategic objectives for the PCSPs. These are listed below and will form the basis of the development of the PCSP Strategy and Action Plan.

The Joint Committee agreed three Strategic Priorities for PCSPs.

Strategic Priority 1 – To ensure effective delivery in response to local need, and improve the visibility and recognition of the work of the PCSP through effective consultation, communication and engagement

through:

- carrying out meaningful engagement in the district with the local community, relevant statutory partners / agencies, businesses and the community & voluntary sector in the development and implementation of PCSP Action Plans;
- ensuring ongoing two-way engagement in the district with the local community, relevant statutory partners / agencies, businesses and the community & voluntary sector to provide a problem-solving forum to identify effective solutions to local issues, ensuring sufficient flexibility to address issues as they emerge, and seeking relevant expertise from the designated organisations as appropriate;
- using a range of platforms, including multi-media, to communicate and promote the work of the PCSP; and
- increasing awareness of the work of the PCSP.

Strategic Priority 2 - To improve community safety by prioritising and addressing local community safety issues, tackling crime and anti-social behaviour

through

- utilising the partnership created by the statutory, elected and independent/ community membership of the PCSP to initiate and lead work to improve community safety and tackle ASB locally;
- working in partnership to develop outcome and locality focused interventions to address the most pressing crime types and behaviours impacting local community safety, as evidenced by local need, with appropriate targets and indicators so that impacts can be measured;
- drawing on best practice, promote early intervention and collaborating effectively to improve PCSP-supported projects and programmes that address the underlying causes of ASB, crime and the fear of crime in the community, including, where appropriate, a focus on changing behaviours;
- enhancing safety and feelings of safety, in particular for those who might be more vulnerable;
- engaging with partners in the district, to horizon scan in order to respond to and re-direct resources to respond to emerging local community safety issues;
- having cognisance of the Community Safety Framework in developing local plans, and providing a feedback loop to the Community Safety Board on local issues in order to inform community safety policy development – and vice versa; and
- providing comprehensive community input into decision making processes about tackling actual and perceived anti-social behaviour and giving feedback to the community on the effectiveness of interventions on meeting outcomes.

Strategic Priority 3 – To support confidence in policing, including through collaborative problem solving with communities

through

- ensuring local accountability through the Policing Committee’s role in monitoring police performance;
- identifying priorities from the PCSP Plan for consideration in the development of the local Policing Plan which are consistent with the Northern Ireland Policing Plan;
- providing views to the District Commander through the Policing Committee and supporting the PSNI to engage with the community to identify and address local problems;
- delivering initiatives that link to identified local problems that impact confidence in policing;
- carrying out meaningful local events aimed at increasing PSNI engagement with local communities to build and strengthen public confidence in policing;
- delivering PCSP initiatives in the hardest to reach communities;
- providing a platform for the PCSP and PSNI to engage with young people, including on the themes of upholding the rule of law, and of ways of increasing confidence in policing; and
- building community confidence in the rule of law by helping mitigate the harm caused to people and communities by paramilitarism, criminality and organised crime consistent with wider Programme for Government objectives and through use of co-design principles, where appropriate.

Turning the Curve

When developing the 2024-25 action plan, the PCSP reviewed current projects to determine if they were effective and should be continued in the new action plan

	Project Name	Short Impact Synopsis	
SP1 Awareness	Awareness raising	Profile on social media has increased year to year. 39,588 reach in Q1 and Q2. 539% increase compared to Q1 and Q2 in previous year. Engagement including crime prevention stands and Clogher Show, Youth Events, Older Events etc.	C o n t i n u e
	Emergency Services Road Traffic Collision Reconstructions	The Fatal Road Traffic Collision Reconstructions demonstrated good impact with increase in knowledge and awareness of 100% of those attending the initiatives. Feedback from partner agencies very positive. 100% stated that it had improved their attitude to the emergency services.	C o n t i n u e
	Crashed Car Simulator	The Crash Car Simulator demonstrated good impact with increase in awareness of 90% of those attending the initiative. The simulator will continue to be targeted at post primary schools	C o n t i n u e
	SIDs	SIDs have been previously deployed and demonstrated that they reduce speed and are popular with the local community.	
Youth Diversion	Youth Engagement and Diversionary programmes at hotspot areas and times	The Youth Engagement initiatives previously demonstrated positive increases in awareness of the educational topics and also demonstrated a behaviour change in the participants. Yeps are currently operational across the district.	C o n t i n u e

ASB Educational Programmes	Where is Your Child Tonight education programme and PR campaign	Operates at peak times such as Halloween and Christmas. Uses bus, adshels and social media advertising. Campaigns well received.	C o n t i n u e
NTE Training	Training includes: Defib and First Aid Training Responsible Alcohol Trading programmes Drugs/Alcohol training programmes for staff in night-time economy	Previously 100% of those participating on the training courses stated they were relevant and well delivered. 100% stated courses met their objectives and helped them to practice responsible retailing in licensed premises.	C o n t i n u e
Safe Night Out	Penalty Notice: Cost of Your Night Out	Campaign well received. Feedback from PSNI that there was reduction in penalty notices given during advertising period	C o n t i n u e
	NTE - groups that provide assistance to those in the night-time economy.	This has restarted and PCSP will provide support when needed. Previous feedback from PSNI state that Club Angels/Reaching Out Groups make a positive impact on the safety of the night time economy.	C o n t i n u e
Internet Safety	TeenSafe Programme	This programme is aimed at teenagers and involves them participating in topical workshops delivered by partners ranging from internet safety to road safety. When delivered in previous years, they were very successful and increased awareness in the various topics.	C o n t i n u e
	Internet Safety Programmes	The internet safety primary and post primary programmes are currently being rolled out. Previously 94% of participants found the programmes beneficial.	C o n t i n u e
Domestic Violence	Domestic Violence campaign	Behind Closed Doors campaign normally held at Christmas through bus/adshel and social media advertising.	C o n t i

			n u e
	Positive Relationships Schools programme	This is a post primary school programme currently that operates in Q3 and Q4. Previously there was an average increase in awareness of topics was 66%.	C o n t i n u e
	High risk victims security installations	This provides security equipment to enable high risk victims of domestic violence to remain in their homes and increase their feeling of safety. Feedback from PSNI very positive for this programme. They report that 100% of participants stated it had increased their feeling of safety.	C o n t i n u e
VP Initiatives	Hold community safety awareness raising events with the following target demographics, older people, people with disabilities. Also awareness raising events for rural crime and hate crime, and safety for females	Feedback from these events very positive and increases awareness.	C o n t i n u e
	Alcohol and Drugs Schools Project	Previous feedback from schools and pupils was very positive with over 65% of pupils increasing awareness.	R e s o u r c e s
	Agewell – Older Persons Security	This provides fitted security equipment to older people across the district. Crime prevention and awareness messages relevant to older people are distributed by Agewell directly to their members. 100% of older people who received this service stated that it had increased their feeling of safety	C o n t i n u e
	Police engagement with communities including children, youth,	On average over 90% of participants stated the engagement event increased their confidence in policing, with over 90% stating that their awareness had been increased of the relevant topic.	C o n t i n

	at risk and disadvantaged communities (activities such as, Bike Marking, Trailer Marking, PEPs, etc)		u e
	Promote and sustain Neighbourhood Watch Schemes	Currently there are 32 schemes in Mid Ulster.	C o n t i n u e
Policing Committee	Fresh Start initiatives and Programme for Government key messages and campaigns	PCSP to integrate the message of increasing lawfulness through the work and engagement with the community. Project with 30 youth facilitated by EA Youth and PSNI completed with positive feedback.	C o n t i n u e
Awareness Raising	Awareness raising campaigns and engagements – rural crime, cyber crime, scams/bogus callers, fear of crime, road safety, Text Alert, Safer U App, SIDs	PCSP to continue with awareness raising campaigns. Feedback from partners is positive and crime levels across all categories in the population has reduced.	C o n t i n u e

Action Plan

Mid Ulster PCSP undertook an Assessment of Policing and Community Safety in the Mid Ulster District Council Area.

This exercise was undertaken to ensure that the priorities identified continue to reflect priority policing and community safety issues in the area and was informed by analysis of information provided by statutory partners, as well as the results of ongoing borough wide engagement and consultation on policing and community safety across the council area.

Cognisance was also taken of:

- The Programme for Government
- The most recent CJINI Inspection Reports
- The Northern Ireland Policing Plan
- Local Policing Plan
- Together Building a United Community
- Council's GR Plan
- Tackling Paramilitary Activity, Criminality, and Organised Crime Programme
- Community Planning

A Turning the Curve Exercise was undertaken in relation to the current PCSP Action Plan Indicators/themes to formulate the partnership's best thinking on projects and initiatives to contribute towards the overall outcome.

To deliver on the strategic objectives the PCSP has developed an action plan with three strands:

Strategic Priority 1 – To ensure effective delivery in response to local need, and improve the visibility and recognition of the work of the PCSP through effective consultation, communication and engagement

Strategic Priority 2 - To improve community safety by prioritising and addressing local community safety issues, tackling crime and anti-social behaviour

Strategic Priority 3 – To support confidence in policing, including through collaborative problem solving with communities

STRATEGIC PRIORITY – 1
To ensure effective delivery in response to local need, and improve the visibility and recognition of the work of the PCSP through effective consultation, communication and engagement
INDICATORS
% people who have heard of PCSPs

Theme	Aims and short description	Key Activities	Start Date	Finish Date	Resource/ cost required	Performance measures	Reporting Quarter
Form and Successfully Deliver the Functions of the PCSP							
PCSP Delivery	Support the PCSP to function effectively and deliver on the action plan aligned with the Community Plan and in line with OBA	PCSP private, public and thematic sub group meetings (ASB, Night Time Economy and Vulnerable Persons) Local and regional PCSP training and capacity building activities	Q1	Q4	£3870		
PCSP Awareness	Engage with local community, statutory groups and key stakeholders and	PCSP Communications Strategy in place including a social media presence	Q1	Q4	£3870	How much did we do # of social media posts # of PR campaigns/projects developed and launched # of PCSP posters/leaflets	Q2-4

	increasing PCSP awareness					distributed How well did we do it? #/% Increase in social media reach Is anyone better off #/% of people with an increased awareness of the PCSP and its work to address policing and community safety issues	Q4
PCSP Engagement	Engage with local community, statutory groups and key stakeholders and increasing PCSP awareness	Engagement events to provide opportunities for meaningful and two way engagement	Q1	Q4	£3870	How much did we do? # of public engagement & consultation events held How well did we do it? # of attendees/stakeholders at PCSP engagement and consultation events # and % of members of the public satisfied with PCSP engagement and consultation events Is anyone better off? % increase of attendees at PCSP engagement events #/% of attendees at consultation/engagement events with an increased	Q2-Q4

						knowledge of the work of the PCSP	
--	--	--	--	--	--	--------------------------------------	--

STRATEGIC PRIORITY – 2
To improve community safety by prioritising and addressing local community safety issues, tackling crime and anti-social behaviour
INDICATOR –
Recorded incidents of ASB
Recorded incidents of crime related to NTE
Recorded crime against vulnerable groups

Theme	Aims and short description	Key Activities	Start Date	Finish Date	Resource/ cost required	Performance measures	Reporting Quarter
Anti-Social Behaviour							
Anti-Social Driving	Engage target groups to divert, deter and raise awareness re anti-social driving and road safety	Emergency Services Road Traffic Collision Reconstructions	Q3	Q4	£14411	How much did we do? Number of events Number of SIDs deployed Number of participants in events	Q1-4
		Crashed Car Simulator	Q1	Q4		How well did we do it? #/% of participants assessed their participation as positive	Q1-4
		Speed Indicator Devices	Q1	Q4		# of weeks SIDs were deployed	Q1-4
						Is anyone better off? #/% of participants with increased knowledge and	Q3-4

						<p>awareness of the impact of anti social driving (Reconstructions)</p> <p>#/% of participants with improved attitude towards policing (Reconstructions)</p> <p>% participants more likely to engage with PSNI following reconstructions</p> <p>% reduction in speed recorded by SIDs</p>	<p>Q3-4</p> <p>Q3-4</p> <p>Q1-4</p>
Youth Diversionary/Engagement Programmes	Engage with, divert and deter young people from ASB in hotspot and target areas/times	Youth Engagement Initiatives - Youth Engagement and Diversionary programmes at hotspot areas and times	Q3	Q4	£22,411	<p>How much did we do? Number of initiatives Number of participants in each initiative</p> <p>How well did we do it? #/% of participants completing each initiative #/% of participants assessed their participation as positive</p> <p>Is anyone better off? #/% of participants with increased knowledge and awareness of the impact of ASB #/% of participants initiative</p>	Q3-4

						with improved attitude towards policing (when PSNI involved)	
Anti-Social Behaviour Educational Programmes	Raise awareness and educate re impact and consequences of ASB	<p>“Where is Your Child” education programme and PR campaign – District wide video campaign</p> <p>ASB ‘Who Do I Call’ initiative- District wide campaign</p>	Q3	Q4	£14411	<p>How much did we do? No of advertising sites No of posts/adverts No of leaflets distributed</p> <p>How well did we do it? Number of social media reach No of advertising sites within areas with high ASB</p> <p>Is anyone better off? ASB reduction in population during initiative</p>	Q3-4

Theme	Aims and short description	Key Activities	Start Date	Finish Date	Resource/cost required	Performance measures	Reporting Quarter
Night Time Economy							
NTE Training	Deliver training to support Night Time Economy stakeholders and increase knowledge and understanding re trading responsibilities & NTE issues	Training includes: Defib and First Aid Training Responsible Alcohol Trading programmes Drugs/Alcohol training programmes for staff in night-time economy	Q3	Q4	£12,911	How much did we do? No of events No of participants at each event How well did we do it? #/% of participants completing each initiative #/% of participants in each initiative assessed their participation as positive Is anyone better off? #/% of participants in each initiative with increased awareness and knowledge .	Q4
Safe Night Out	Improve NTE experience for all through education and multi-agency initiatives	Penalty Notice: Cost of Your Night Out campaign	Q3	Q4	£16,411	How much did we do? No of advertising sites How well did we do it? No of advertising sites within NTE areas Is anyone better off? ASB reduction during initiative	Q3-4

Theme Vulnerable Persons	Aims and short description	Key Activities	Start Date	Finish Date	Resource/ cost required	Performance measures	Reporti ng Quarter
Internet Safety	Engage with and increase target audience's awareness and knowledge of how to stay safe online	Teen Safe programme Internet Safety Programmes	Q3	Q4	£14,411	How much did we do? Number of events Number of schools Number of participants in each initiative How well did we do it? #/% of participants in each initiative assessed their participation as positive Is anyone better off? #/% of participants in each initiative with increased awareness and knowledge of internet safety #/% of participants in initiative more confident in accessing support services (Internet Safety only)	Q4
Domestic Violence	Increase awareness and knowledge of domestic violence	Domestic Violence campaign	Q3	Q4	£27,411	How much did we do? No of advertising sites How well did we do it? No of advertising sites within high population areas	Q4

		Positive Relationships DV Schools programme	Q3	Q4	<p>Is anyone better off? Increase in reports in DV incidents/crimes during campaign</p> <p>How much did we do? Number of participants in each initiative Number of schools delivered in</p> <p>How well did we do it? #/% of participants in each initiative assessed their participation as positive</p> <p>Is anyone better off? #/% of participants in each initiative with increased awareness and knowledge #/% of participants in initiative more confident in accessing support services</p>	Q4
		High risk DV victims security installations	Q1	Q4	<p>How much did we do? # of referrals # of home visits # of homes in receipt of equipment</p>	Q2-4

						<p># items of home security measures provided</p> <p>How well did we do it? # and % of referrals satisfied with the service # and % of referrals feel that the service is useful # and % of equipment provided within 2 weeks of referral</p> <p>Is anyone better off? # and % of referrals who feel safer in their homes as a result</p>	
Vulnerable Persons Initiatives	Increase awareness and knowledge of community safety issues affecting vulnerable people and provide support as identified	Hold community safety awareness raising events with the following target demographics, older people, people with disabilities. Also awareness raising events for rural crime and hate crime. As well as safety for females.	Q1	Q4	£27,411	<p>How much did we do? No of events Number of participants in each initiative</p> <p>How well did we do it? #/% of participants completing each initiative #/% of participants in each initiative assessed their participation as positive</p> <p>Is anyone better off? #/% of participants in each initiative with increased</p>	Q2-4

		Ageing Well – Older Persons Security	Q2	Q4	<p>awareness and knowledge #/% of participants in each initiative with improved attitudes towards policing (where relevant) #/% of participants in initiative more confident in accessing support services</p> <p>How much did we do? # of referrals # of home visits # of homes in receipt of equipment # items of home security measures provided</p> <p>How well did we do it? # and % of referrals satisfied with the service # and % of referrals feel that the service is useful</p> <p>Is anyone better off? #/% of participants with increased feeling of safety</p>	Q2-4
--	--	--------------------------------------	----	----	--	------

		Rapid Bins	Q1	Q4		<p>How much did we do? # of Rapid Bins # of campaigns promoting Rapid Bins</p> <p>How well did we do it? #/% of partners reporting satisfaction with Rapid Bins initiative</p> <p>Is anyone better off? # of drugs deposited in Rapid Bins</p>	Q2-4
Crime Prevention Awareness Raising	Increase community knowledge of PCSP and awareness of activities and preventative measures	Awareness raising campaigns and engagements – rural crime, cybercrime, scams/bogus callers, fear of crime, road safety, Text Alert, Safer U App,	Q1	Q4	£25,411	<p>How much did we do? Number of awareness raising campaigns No of events held No of members of the public attending Number of text alert messages issued</p> <p>How well did we do it? #/% of participants who report their participation as positive/beneficial</p> <p>Is anyone better off? #/% participants improved</p>	Q2-4

						<p>their level of awareness of information, resources or support available in relation to topic</p> <p>#/% of participants with increased confidence in police</p>	
Support Hub	Support Hub	Facilitate Support Hub	Q1	Q4		<p>How much did we do?</p> <p># of Support Hub meetings</p> <p># of referrals</p> <p># referrals not accepted</p> <p># of partners organisations on Hub</p> <p># of support hub actions</p> <p>How well did we do it?</p> <p>% of partners attending meetings</p> <p>#/% of support hub actions completed</p> <p>Is anyone better off?</p> <p>#/% people helped by Hub who are discharged because their needs are met</p> <p>#/% of individuals who leave the Hub of their own volition</p>	Q2-Q4

						or are removed due to lack of engagement	
--	--	--	--	--	--	--	--

STRATEGIC PRIORITY – 3
To support confidence in policing, including through collaborative problem solving with communities
INDICATOR
% increase in community confidence in policing
% increase in the level of reporting to the police (NI Crime Survey)
% increase in the level of community and police engagement
% increase in people who felt that the local PCSP has helped to improve policing in their local area

Policing Committee and Confidence Building	Aims and short description	Key Activities	Start Date	Finish Date	Resource/ cost required	Performance measures	Reporting Quarter
Policing Committee Monitoring	<p>Ensure Local accountability through monitoring police performance</p> <p>Ensure that policing delivery reflects the involvement, views and</p>	Facilitate and hold Policing Committee private meetings, themed public meetings, and Local Policing Plan meetings	Q1	Q4	£10,411	<p>How much did we do? Number of Policing Committee meetings No of members of public attending public meetings How well did we do it? #/% PCSP Members attending all meetings. #/% of members of public satisfied with public meetings Is anyone better off? #/% public attendees with improved awareness of local policing delivery.</p>	<p>Q2-4</p> <p>Q4</p>

	priorities of local communities						
Community and Police Engagement	<p>Support effective engagement with the police and local community</p> <p>Improve police service delivery in partnership with local communities</p>	<p>Police engagement with communities including children, youth, at risk and disadvantaged communities (activities such as, PEPS, Bike Marking, Trailer Marking, etc)</p> <p>Themed public meetings, consultative forums and local meetings</p> <p>Neighbourhood Watch</p>	Q2	Q4	£17,394	<p>How much did we do? Number of local meetings. Number of public engagement/themed events held Number of NH Watch Schemes</p> <p>How well did we do it? Number of members of the public attending engagement/themed events #/% of members of the public satisfied with engagement/themed events #/% of members of the NH Watch satisfied with meetings/events</p> <p>Is anyone better off? #/% of participants with increased confidence in police #/% participants more likely to engage with PSNI following event #/% participants more likely to report crime following event.</p>	<p>Q2-4</p> <p>Q2-4</p> <p>Q4</p> <p>Q2-4</p> <p>Q4</p>

						#/% of members of the NH Watch who feel their area feels safer because of the scheme.	Q4
Policing Committee Communication	Building community confidence in the rule of law by helping mitigate the harm caused to people and communities by paramilitarism, criminality and organised crime consistent with wider Programme for Government objectives and through use of co-design principles, where appropriate	Engage with high risk youths to deter repeat behaviour and reoffending. EA Youth and PSNI are partners.	Q2	Q4	£12,917	<p>How much did we do? Number of participants in the initiative</p> <p>How well did we do it? #/% of participants in each initiative assessed their participation as positive</p> <p>Is anyone better off? #/% participants with increased awareness #/% participants with improved levels of awareness of support services #/% of participants with increased confidence in police</p>	Q4

Acronyms

DoJ	Department of Justice
NIBP	Northern Ireland Policing Board
FYTD	Financial Year to Date
PFYTD	Previous Financial Year to Date
NPT	Neighbourhood Policing Team
LPT	Local Policing Team
CPO	Crime Prevention Officer
DST	District Support Team
CID	Criminal Investigation Department
ASB	Anti-Social Behaviour
NTE	Night Time Economy
VVC	Vulnerable Victims of Crime
NIFRS	Northern Ireland Fire & Rescue Service
RAPID Bins	Remove All Prescription and Illegal Drugs
BAME	Black, Asian and Minority Ethnic
TAIS	Timorese Association Inclusive Support
CRN	Community Resolution Notice
YDO	Youth Development Officer
PPU	Public Protection Unit
MARAC	Multi-Agency Risk Assessment Conference
STEP	South Tyrone Empowerment Project
DAERA	Department of Agriculture, Environment and Rural Affairs
HMRC	Her Majesty's Revenue & Customs
DVA	Driver Vehicle Agency
DFI	Department for Infrastructure